



GSA Contract Holder
Contract # GS-28F-0014W / GS-28F-0015W

GSA CATALOG

GS-28F-0014W | GS-28F-0015W

special **T**

UEI # JN35LUM5XR97



CONTRACTS

GS-28F-0014W



BREAKROOM,
CAFETERIA, & HOSPITALITY TABLES

PAGE 04

GS-28F-0015W



TRAINING & TASK TABLES

PAGE 08



FLIP & NEST TABLES

PAGE 12



CONFERENCE TABLES

PAGE 14



HEIGHT ADJUSTABLE TABLES

PAGE 16

SPECIAL-T IS COMMITTED TO QUALITY AND SERVICE

For over 20 years, Special-T has been the nation's largest table-only manufacturer, offering government agencies dozens of base designs, top styles, edge options, and metal finishes - hundreds of SKUs at a highly competitive price! So whether your application is Training Room, Hospitality, Height Adjustable, Flip & Nest, or Conference, Special-T has the table to fit your needs.

OUR OFFER

- A wide range of indoor tables and bases - all available in 15 business days
- Dozens of laminates, edges, and finish options
- 10-year parts and labor warranty
- The product meets and exceeds BIFMA standards
- Easy specification at www.SpecialT.net

Special-T works with dealer representatives in every state who train to serve the government. They offer design services, quality project management, warehousing, and installation services.



Try our

PRODUCT CONFIGURATOR

100% Accurate. Easy to Use.

www.SpecialT.net



AIM | 42" HIGH | WHITE TOP | WHITE LEGS | OPTIONAL CASTERS

AIM | AIM-

GS-28F-0014W

AIM bridges the gap between traditional hospitality tables and modern functionality. Add variety by combining AIM's heights and pleasing aesthetics.

TOP SHAPES & SIZES

36" - 60"



ROUND

36" - 60"



SQUARE



AIM OPTIONS

KEY FEATURES

- Dining, Counter, and Bar Heights
- Leveling glides
- Dual pitched legs for horizontal and lateral stability
- 1" x 2" rectangle steel legs
- Standard Colors: Black & Silver



OPTIONAL PIVOTING GLIDE

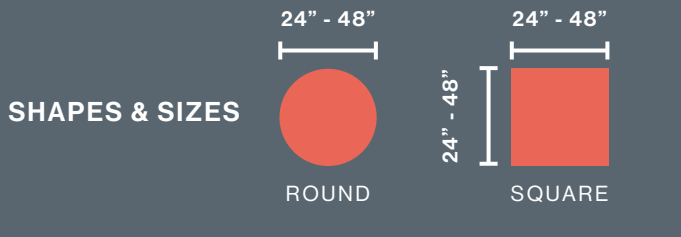


PREMIUM CLOUD CASTER

ClassiX | CLSX-

GS-28F-0014W

Great style, high quality, and good value. Ideal for a café or breakroom area. Several sizes, shapes, color options, and dining or bar heights offer the flexibility to meet any specification requirement.



KEY FEATURES

- Dining, Bar, and Custom Heights
- Heavy-duty 14 gauge steel column and feet
- Standard leveling glides
- Optional Flip Top
- Standard Colors: Black & Silver



ClassiX OPTIONS



Structure 4X | STRU-4X-

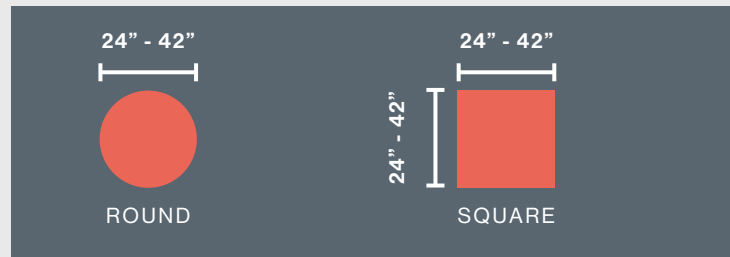
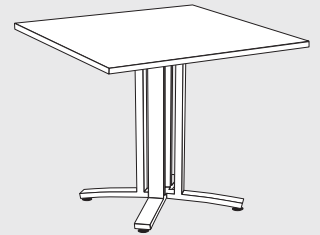
GS-28F-0014W

This sturdy table delivers a pleasing design, durability, and performance at a competitive price. Enhance breakroom or cafeteria spaces.

KEY FEATURES

- Dining, Bar, and Occasional Heights
- Bolted, welded
- 2" x 1", 14 gauge steel rectangular columns
- Dining and Bar Heights
- Leveling glides
- Standard Colors: Black & Silver

TOP SHAPES & SIZES



ACCESSORIES FOR BREAKROOM, CAFETERIA, & HOSPITALITY TABLES
GROMMETS | POWER & DATA | WIRE MANAGEMENT

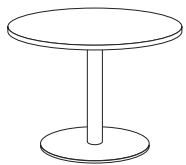


Sienna | SIEN- | SIENX-

GS-28F-0014W

Sienna tables add high-end design and durability to one of the most popular hospitality-style tables, ideal for small meeting spaces and breakrooms.

BASE OPTIONS



ROUND | -RB

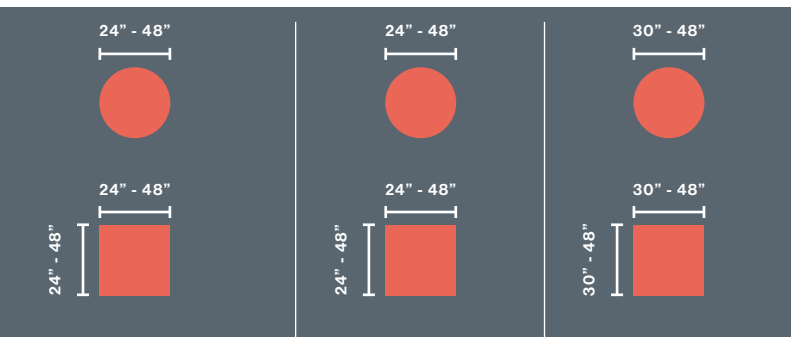


SQUARE | -SB



X

TOP SHAPES & SIZES



SIENNA-X | 29" HIGH | CREMA MAPLE TOP | SILVER BASES


KEY FEATURES

- Dining, and Bar Heights
- 4" Diameter Column
- 3/8" thick laser-cut solid steel base
- Base types: Round, Square, X
- Leveling glides
- Standard Colors: Black & Silver

SIENNA OPTIONS



FOOTRING FOR
42" HIGH TABLES



SKATE CASTERS
FOR X-BASE

ACCESSORIES FOR

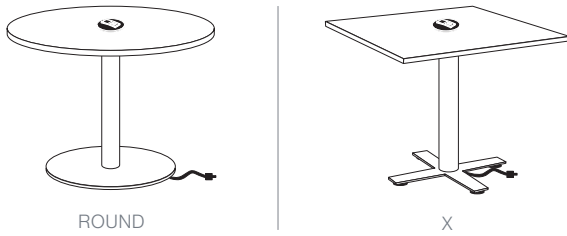
BREAKROOM, CAFETERIA, & HOSPITALITY TABLES
GROMMETS | POWER & DATA | WIRE MANAGEMENT

Sienna Cafe Power | SIEN-CP | SIENX-CP

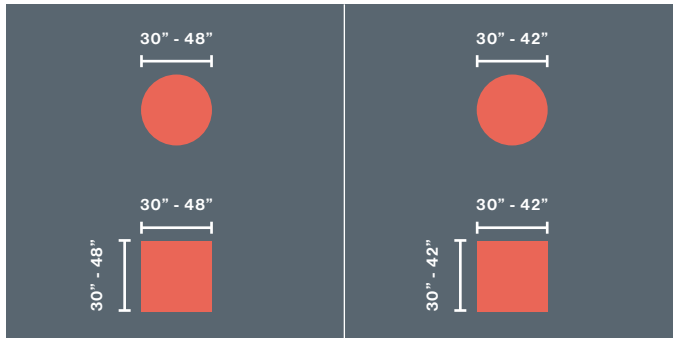
GS-28F-0014W

Sienna Cafe Power tables offer the convenience of allowing users to keep devices charged. Enhance cafeteria or lounging areas with the flexibility of several sizes, bases, heights, and power or USB options.

BASE OPTIONS



TOP SHAPES & SIZES



KEY FEATURES

- Dining, and Bar Heights
- 4" Diameter Column
- 3/8" thick laser-cut solid steel base
- Base types: Round, Square, X
- Leveling glides
- Standard Colors: Black & Silver
- Node Unit: 2-Power | 1-Power / 2-USB

SIENNA CAFE POWER OPTIONS



FOOTRING FOR 42" HIGH TABLES



SIENNA CAFE POWER
29" HIGH | KENSINGTON MAPLE TOP | GLOSSY WHITE BASES



NODE RECEPTACLE
2-POWER



NODE RECEPTACLE
1-POWER | 2 USB

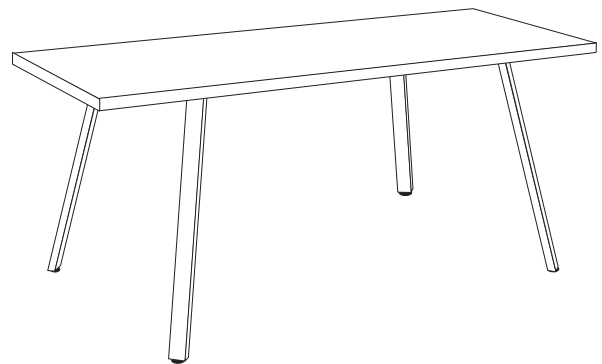


AIM | 29" HIGH | STUDIO TEAK TOP | WHITE LEGS

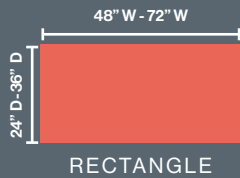
AIM | AIM-

GS-28F-0015W

AIM bridges the gap between traditional hospitality tables and modern functionality. Add variety by combining AIM's heights and pleasing aesthetics.



TOP SIZES



KEY FEATURES

- Dining, Counter, and Bar Heights
- Leveling glides
- Dual pitched legs for horizontal and lateral stability
- 1" x 2" rectangle steel legs
- Standard Colors: Black & Silver

AIM OPTIONS



OPTIONAL PIVOTING GLIDE



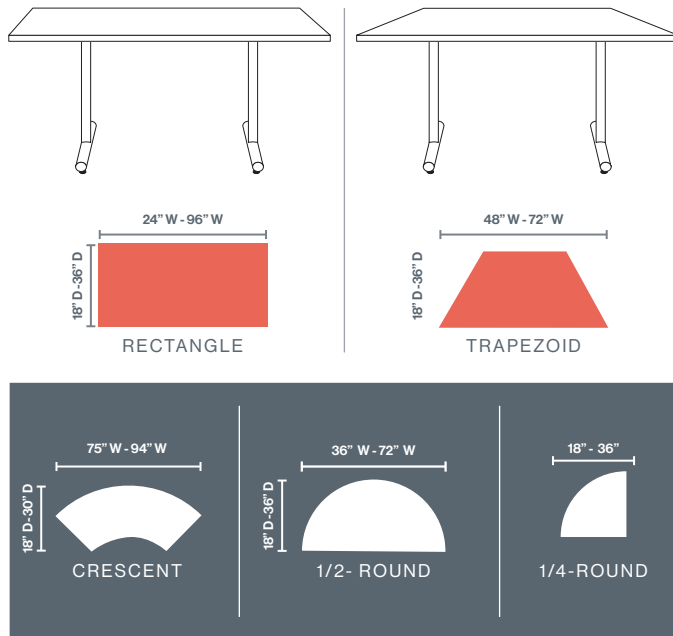
PREMIUM CLOUD CASTER

Kingston | KING-

GS-28F-0015W

Kingston blends style, strength, and versatility into one affordable table. A true workhorse, its strength, and durability are unmatched.

TOP SHAPES & SIZES



LEG OPTIONS



ARCHED

C-LEG

T-LEG

KEY FEATURES

- Heavy-duty 14 gauge steel column and feet
- Dining, Bar, and Custom heights
- Standard leveling glides
- Optional Flip Top
- Standard Colors: Black & Silver

KINGSTON OPTIONS



ADJUSTABLE HEIGHT

CASTER FOR T & C LEG

SKATE CASTER FOR ARCHED LEG



KINGSTON | RIVER CHERRY TOP | SILVER LEGS

ACCESSORIES FOR TRAINING & TASK TABLES

MODESTY PANELS | PRIVACY SCREENS | GROMMETS | POWER & DATA | WIRE MANAGEMENT



ELLA | 29" HIGH | WHITE TOP | SILVER LEGS

Ella | ELLA-

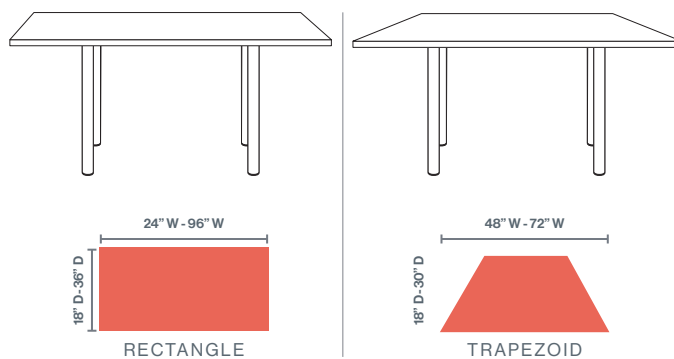
GS-28F-0015W

Ella is a versatile table that complements various design styles and is appropriate for many applications.

KEY FEATURES

- 29" and 42" heights
- Round steel legs
- Leveling glides
- Standard Colors: Black & Silver

TOP SHAPES & SIZES



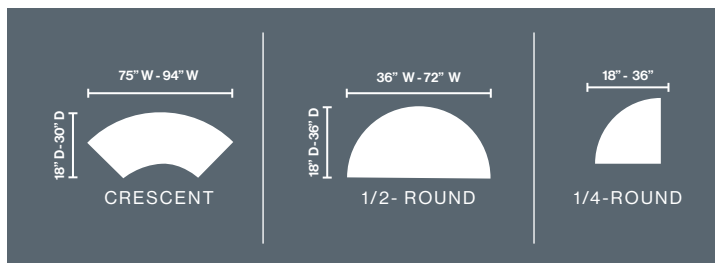
ELLA OPTIONS



CASTERS FOR
2" DIAMETER LEGS



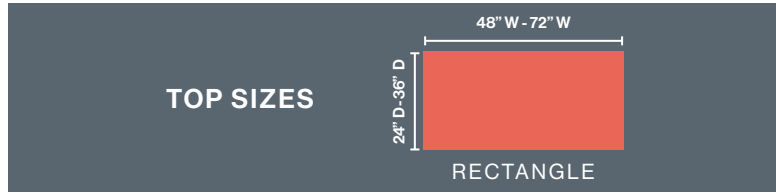
FOLDING LEGS FOR
2" DIAMETER



Quatro | QUAT-

GS-28F-0015W

Quatro is spacious in legroom and functions as a task table or desk that blends into any style room or office. It features square post legs that mount flush in the top corners.



KEY FEATURES

- Dining, and Bar Heights
- Leveling glides
- Square steel post legs
- Posts mount flush to the table corner
- Standard Colors: Black & Silver

QUATRO OPTIONS



CASTERS



QUATRO | 29" HIGH | CREMA MAPLE TOP | BLACK LEGS

Structure

Structure 2CL, 2TL tables present a clean, elegant look that complements many interiors. It is ideal for educational or institutional use.

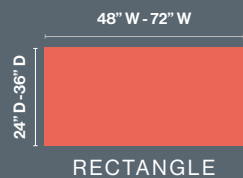
2CL | STRU-2C-



2TL | STRU-2T-



TOP SIZES



KEY FEATURES

- 29" Height
- Welded Leg
- 2" x 1 rectangular steel columns and feet
- Leveling glides
- Standard Colors: Black & Silver

STRUCTURE OPTIONS



CASTERS



STRUCTURE-C
29" HIGH | AGED DRIFTWOOD | SILVER BASE

ACCESSORIES FOR TRAINING & TASK TABLES

MODESTY PANELS | PRIVACY SCREENS | GROMMETS | POWER & DATA | WIRE MANAGEMENT



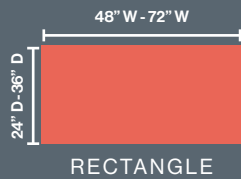
KINGSTON FLIP | R-8 CONFIGURATION | STUDIO TEAK TOP | METALLIC SILVER T-LEG

Kingston Flip | KINGFLIP-

GS-28F-0015W

Kingston complements various design styles and adapts to the needs of learning, working, or flex areas. A single-point locking mechanism ensures the table stays flipped or extended. Accommodate any group size or activity with intelligent flexibility and easy space adaptations.

TOP SIZES



KEY FEATURES

- Arched, C, or T Legs
- Single-point locking mechanism
- 4-3/4" between each table
- Heavy-duty mounting beam
- Two locking casters



KINGSTON FLIP OPTIONS



T-LEG



C-LEG



ARCHED*



DUAL-LOCK MECHANISM

*Available with 24" D & 30" D tables

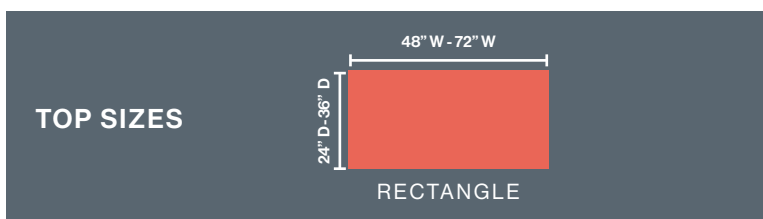


STRUCTURE-C | RIVER CHERRY TOPS | METALLIC SILVER

Structure-C | STRU-FT-C-


GS-28F-0015W

The Structure-C table has dual-welded uprights, and an arched foot combine pleasing aesthetics and strength in high-use settings. Use Structure-C tables stand-alone or grouped for conference or training applications. A built-in modesty panel helps keep cables concealed.



KEY FEATURES

- 9" Built-in perforated steel modesty panel
- Removable cable channel
- Dual release mechanism
- Concealed release handle keeps the top locked
- 2" dual-wheel locking casters with silver caps



CASTERS



ACCESSORIES FOR FLIP & NEST TABLES

MODESTY PANELS | GROMMETS | POWER & DATA | WIRE MANAGEMENT



AIM XL | 29" HIGH | WILD CHERRY TOP | WHITE LEGS

AIMXL | AIMXL-

GS-28F-0015W

AIM bridges the gap between traditional conference tables and modern functionality. Add variety by combining AIM's heights and pleasing aesthetics.

KEY FEATURES

- Dining, and Bar Heights
- Leveling glides
- Dual pitched legs for horizontal and lateral stability
- 1" x 2" rectangle steel legs
- Standard Colors: Black & Silver

AIM OPTIONS



PIVOTING GLIDE

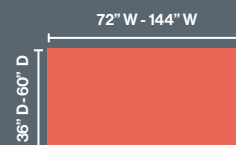


PREMIUM
CLOUD CASTER

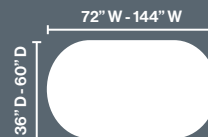


INTEGRATED
WIRE MANAGEMENT

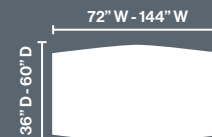
TOP SHAPES & SIZES



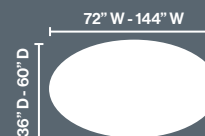
RECTANGLE



RACETRACK



BOAT SHAPE

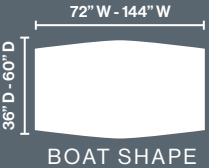
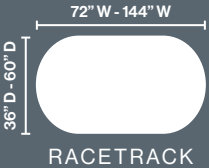
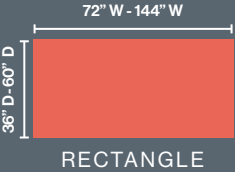


OVAL



SIENNA CONFERENCE | STUDIO TEAK | METALLIC SILVER BASE

TOP SHAPES & SIZES



Sienna Conference | SIEN-

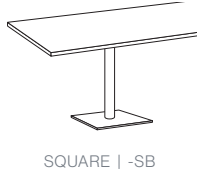
GS-28F-0015W

Sienna Conference tables feature contemporary metal bases that provide excellent support and stability for any size top.

KEY FEATURES

- Dining, and Bar Heights
- 3" and 4" diameter columns
- Leveling glides
- Dual pitched legs for horizontal and lateral stability
- Standard Colors: Black & Silver

SIENNA CONFERENCE BASE OPTIONS



ACCESSORIES FOR FLIP & NEST TABLES

GROMMETS | POWER & DATA | WIRE MANAGEMENT



PATRIOT | WHITE TOP | ROYAL BLUE BASE

Patriot | PATR-

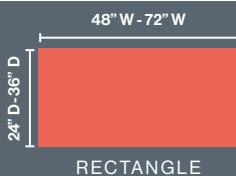
GS-28F-0015W

The Patriot table allows for a healthy balance of sitting and standing throughout the workday. With a robust dual motor, low noise level, and touchscreen controller with customizable settings for desired user heights, it seamlessly converts from sitting to standing with a push of a button.

KEY FEATURES

- Made in the USA
- Heavy-duty electric dual-motor - 200 lb lifting capacity
- 2 and 3-stage columns
- 2-column or 3-column tables
- Up-Down switch
- Standard Color: Silver

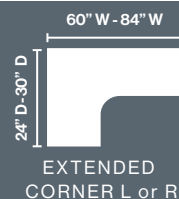
SHAPES



RECTANGLE



EQUAL CORNER



EXTENDED CORNER L or R

SWITCH OPTION



PROGRAMMABLE DIGITAL SWITCH

PATRIOT LEG & STAGE OPTIONS



C-LEG



T-LEG



2-STAGE BASE




3-STAGE BASE

- HEIGHT RANGE: 27" - 46"
- STROKE: 19"

- HEIGHT RANGE: 24" - 48"
- STROKE: 24"

PATRIOT METAL FINISH COLOR OPTIONS

PATRIOT STOCK COLOR




METALLIC SILVER [MS] METALLIC SEMI-GLOSS




PATRIOT | 2-STAGE T-LEG | STUDIO TEAK TOP | SKY BLUE BASE

PATRIOT METAL COLORS




BLACK [B07] MATTE



DESIGNER WHITE [405] MATTE



SOFT WHITE [LU] MATTE



WHITE [91] MATTE



ANODIZED SILVER [S09]




STARLIGHT SILVER [S15] METALLIC SEMI-GLOSS



WARM NEUTRAL GRAY [WN] MATTE



TAUPE METALLIC [504] METALLIC SEMI-GLOSS



MEDIUM TONE [MT] MATTE



METALLIC BRONZE [EH] METALLIC SEMI-GLOSS



CLEAR [CC05] MATTE



SATIN BRONZE [SB] MATTE



ANTHRACITE GRAY [7016] GLOSS



GRAPHITE [G2] MATTE



CARBON METALLIC [514] METALLIC SEMI-GLOSS



BUMPER BLACK [B05] GLOSS



COPPER TOP [1023] SEMI-GLOSS



ORANGE [OR01] GLOSS



RED [R02] GLOSS




MOSS GREEN [G01] GLOSS



SIGNAL GREEN [6032] GLOSS



SERPO GREEN [G03] GLOSS



LIGHT GREEN [6027] GLOSS



SKY BLUE [TR1J] MATTE

Images are representative of the material and may not be an exact match.



LIBERTY | WHITE TOP | SILVER BASE

Liberty Electric | LIB-


GS-28F-0015W

Liberty Electric is a streamlined table filled with features for versatility to optimize an array of work environments. Exceptional value backed by a 10-year parts and labor warranty, dual motors, and three metal finishes makes it the industry's #1 choice for a sit-to-stand table.

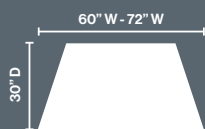
KEY FEATURES

- Made in the USA
- Heavy-duty eclectic dual-motor - 250 lb lifting capacity
- T-Leg, 2 stage base
- Pre-assembled base
- Up-Down switch
- Raise-lower speed of 1.375" per second
- Power consumption < 0.30 W
- Meets BIFMA X5.5 standards
- UL 962 approved
- Standard Color: Silver

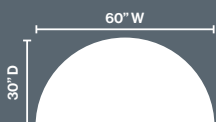
SHAPES



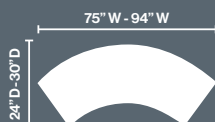
RECTANGLE



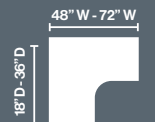
TRAPEZOID



1/2-ROUND



CRESCENT



EQUAL CORNER

SWITCH OPTION



PROGRAMMABLE
DIGITAL SWITCH



2-STAGE T-BASE

- HEIGHT RANGE: 27" - 46"
- STROKE: 19"

TABLES | COLOR OPTIONS

STOCK BASE FINISHES



METALLIC SILVER



BLACK

TOP COLOR OPTIONS


TFL TOP COLORS




CREMA
MAPLE



AGED
DRIFTWOOD



MAHOGANY*



ESPRESSO



WHITE



LIGHT GRAY



CANVAS



CHINO



CLASSIX | 42" | KENSINGTON MAPLE TOP | BLACK BASE

HPL TOP WOODGRAIN SELECTION




WHITE
DRIFTWOOD*




GREY ELM*




KENSINGTON
MAPLE




BRAZILWOOD




RIVER
CHERRY




WILD
CHERRY



WILLIAMS-
BURG
CHERRY*




JUDICIAL
WALNUT*




EMPIRE
MAHOGANY*




COCOBALA*



MOCHA*




COLOMBIAN
WALNUT*




STUDIO
TEAK*



SKYLINE
WALNUT*



ASIAN
NIGHT*



XANADU*



EBONY
RECON

For a full list of HPL top colors visit SpecialT.net | Standard laminate - no upcharge | *Premium colors - 10% upcharge
Images are representative of the material and may not be an exact match.



SIENNA TL | 30" X 60" | SILVER BASE | WHITE TOP | FROSTED ACRYLIC MODESTY PANEL & PRIVACY SCREEN

ACCESSORIES | SCREENS

MODESTY PANELS

MODESTY PANELS & PRIVACY SCREENS

PERFORATED STEEL



LAMINATE



FROSTED ACRYLIC



ACCESSORIES | TABLE CONNECTOR






AIM XL | 36" X 96" | SILVER BASE | WHITE TOP WITH ROUND CORNER | COVE POWER UNITS

ACCESSORIES | WIRE MANAGEMENT

HORIZONTAL*



J-SHAPE WIRE CHANNEL
JWM-



WIRE TROUGH
WM-TROUGH-

VERTICAL*



ADJUSTABLE SPINE
WM-SPINE-TR

ACCESSORIES | POWER & DATA USB



NODE | NODE-



MHO-B | MHOB-



EZ POWER | EZPOWER-

* More power, data and wire management options are available. Visit SpecialT.net for a complete listing.

STANDAR TABLE FEATURES

Special-T tables are manufactured from the highest quality products possible, meeting or exceeding ANSI/BIFMA standards.

Tabletops feature 1-1/8" thick 45 lb. density particle board core, high-pressure laminate, durable vinyl, wood or urethane edges, and .038 balanced backer sheet on less than 48" tables (.038 phenolic backer equal or greater than 48"). The finished top thickness is 1-1/4".

All our tops are high-quality high-pressure Standard WilsonArt laminates. Premium laminates are available for an additional charge.

A wide selection of table edges and edge colors are available. Edge options include durable vinyl, wood, and urethane edges. Most tops are pre-drilled for easy installation.

To prevent tops from sagging, all 60" or longer tables sold without a continuous beam base include a steel table support.

Table legs feature high-quality tubular steel, stainless steel, cast aluminum, or cast iron. All tubular steel bases are available in 20 powder coat finishes at the standard price. Color matching is available; an upcharge may apply. Some table bases are also available in polished chrome and stainless steel finishes. Leveling glides are standard for most tables. Tables legs ship knocked down and are easy to assemble.

The standard table height is 29".

Special-T demonstrates its dedication to the future of our environment in its products. Special-T products have passed stringent MAS Certificated Green™ Indoor Air Quality testing and comply with BIFMA X7.1, LEED, CDPH, and SHPS standards*.

*Wood edges are not MAS Certificated Green™



11820 Wills Road, Suite 140
Alpharetta, GA 30009-2056
Toll Free 888.705.0777 Local 678.879.0777
Fax 678.456.6046
www.SpecialT.net

GSA TERMS & CONDITIONS

GSA CONTRACTS

GS-28F-0014W (337127 CFSB & Order-Level Materials)

GS-28F-0015W (33721 & Order-Level Materials)

Contract Period: January 1, 2020 - December 31, 2024
Revised May 6, 2022

1A. Special Item Number:

SIN 33721 Tables & Accessories
SIN 337127 CFSB Cafeteria & Food
Service Furniture
SIN OLM Order-Level Materials

2. Maximum Order Limitation:

\$250,000 Net SIN 33721 Tables &
Accessories
\$250,000 Net SIN 337127 CFSB
Cafeteria & Food Service Furniture
\$250,000 Net SIN OLM Order-Level
Materials

3. Minimum Order:

\$100.00 Net

4. Geographic Coverage:

48 CONUS & Washington DC

5. Point of Production:

Alpharetta, GA 30009-2056

6. Discount:

57.3% off List (57.6% with 0.75% IFF)

7. Single Order Quantity Discounts:

None offered

8. Prompt Payment Terms:

Net 30

9A. Government Purchase Cards are accepted at/or below the Micro-Purchase Threshold.

9B. Government Purchase Cards are Accepted at/or above the Micro-Purchase Threshold

10. Foreign Terms:

Not available

11A. Time of Delivery:

45 - 90 Days A.R.O.

11B. Expedited Delivery:

One (1) and Five (5) Day items are available and noted in the GSA and Commercial Price Lists.

11C. Overnight and Two (2) Day Delivery:

Not applicable

11D. Urgent Requirements:

Contact factory

12. FOB Point:

Origin - Freight prepaid & allowed; Orders under \$5,000 List (\$2,135 Net) are subject to a \$195 Net minimum freight charge. Patriot Electric & Liberty Electric Bases Only QTY: 1 - 3 \$55 each | 4-15 \$33 each | 16 - 50 \$27 each | 51 + \$16 each
FOB: Alpharetta, GA; PPD & ADD | Dock to Dock Delivery

13. Ordering Address:

Special-T, LLC
c/o Authorized Dealer (If applicable)
11820 Wills Road, Suite 140
Alpharetta, GA 30009-2056
Phone: 678.879.0777/888.705.0777
Fax: 678.456.6046
E-mail: orders@specialt.net

13B. Ordering procedures:

For supplies and services, the ordering procedures and information on Blanket Purchase Agreements (BPAs) are found in Federal Acquisition Regulation (FAR) 8.405-3

14. Payment Address:

Same as ordering address

15. Warranty:

Special-T, LLC Warranty to the original purchaser for a period of ten (10) years from the date of delivery

16. Export Packing Charges:

Not applicable

17. Terms of Government Commercial Credit Card Acceptance:

Not applicable

18. Rental, Maintenance & Repairs Terms:

Not applicable

19. Installation Terms:

Contact factory or participating dealer

20. Repair Parts, etc.

See warranty

21. List of Service and Distribution Points:

Contact factory

22. List of Participating Dealers:

Contact factory

23. Preventive Maintenance:

Contact factory

24. Environmental Attributes:

In compliance

24A. Special Attributes such as

Environmental Attributes (e.g., Recycled Content, Energy Efficiency and/or Reduced Pollutants)

24B. Section 508 Compliance:

Not applicable

25. Special-T LLC Information:

UEI: JN35LUM5XR97
DUNS: 078319819
FED ID: 81-2612288
CAGE Code: 5LB46

26. Notification Regarding Registration in System for Award Management (SAM) Database:

Registered



TABLES, BASES & ACCESSORIES



11820 Wills Rd, Suite 140

Alpharetta, GA 30009

888.705.0777

www.SpecialT.net



Contract Holder
Contract # GS-28F-0014W / GS-28F-0015W