



# HIKE HEIGHT ADJUSTABLE





PRODUCTIVITY | ERGONOMICS | WELL-BEING

## Explore the Comfort and Flexibility of Hike Height Adjustable Tables

Introducing Hike, height-adjustable tables built to last and designed to withstand heavy daily usage. The Hike table is made with high-quality, durable materials, ensuring stability even with constant adjustments. The sturdy construction and reinforced mechanisms make it a functional addition to any workspace, and it's a long-lasting investment that can withstand daily demands. The Hike table is dependable and offers unmatched durability.


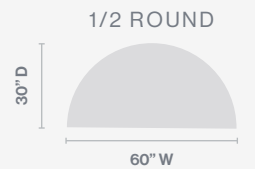
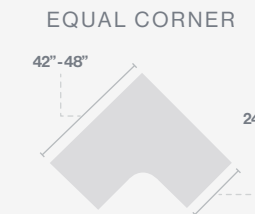
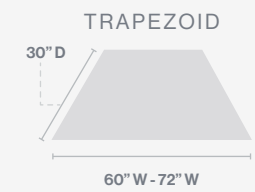
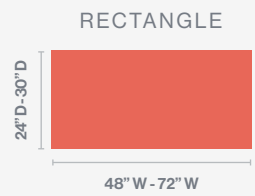
Height-adjustable tables are a must-have for any office that values productivity. By accommodating diverse work preferences, they enable employees to seamlessly transition between sitting and standing positions, which fosters improved energy levels, sustained focus, and overall work performance. This adaptability is key to ensuring that employees maintain optimal daily productivity, creating a dynamic and engaging work environment that is essential for success.



HIKE  
MILLENNIUM OAK TOPS  
METALLIC SILVER  
BASES

**Hike** offers exceptional versatility, promoting ergonomic well-being, enhancing productivity, and individual preferences for a dynamic workspace

**TOP SIZES & SHAPES**



HIKE | CERUSE GRAY WALNUT TOP | METALLIC SILVER BASES

**HEIGHT RANGE**

26.6" - 45.3"



**Hike Height Adjustable | Key Features**

**BASE CONSTRUCTION**

- T-Leg
- Foot length
- 23.6" Foot length – 24" Depth
- 27.6" Foot length – 30" Depths
- Metal Finishes: Black & Metallic Silver
- Meets BIFMA X5.5 standards
- Approved according to EN60335-1 and UL 962
- Max. Lift Capacity – 281lbs. (including tabletop)
- Dual stage height range is 26.6" – 45.3" (without tabletop)
- Table Depths: 24" and 30"
- Extendable frame – 1085-1800mm for 48" – 72" Top width (Smaller widths possible without frame)

**ELECTRICAL INFORMATION**

- Standard Up-Down switch
- Lifting speed: 32 mm/sec.
- Anti Collision protection with Six Axis Gyro Sensor
- Low Noise <50dB
- Rated voltage: 110-120V (220V-240V available for outside North America)
- Standby power consumption: < 0.1W
- 5 Year standard warranty on all components

**OPTIONS**

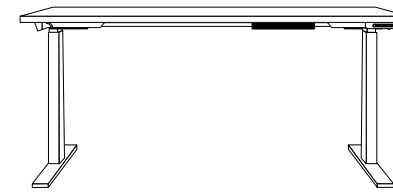
- Modesty Panels
- Grommets
- Power & Data
- Wire Management



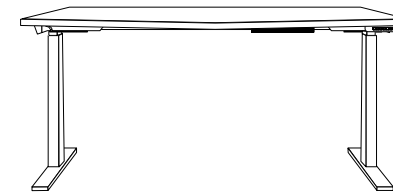


HIKE | CERUSE GRAY WALNUT TOP | METALLIC SILVER BASES

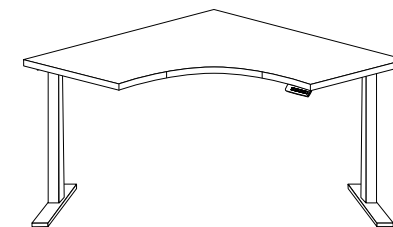
HIKE  
HEIGHT ADJUSTABLE



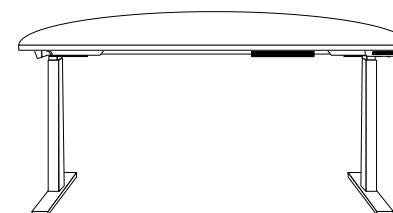
RECTANGLE



TRAPEZOID



EQUAL CORNER



HALF ROUND



CRESCENT

OPTIONS | ACCESSORIES

TOP OPTIONS

**BEST VALUE**

Limited colors, shapes, and sizes

**5-DAY QUICK SHIP**

With matching or contrasting Color Vinyl Edge

**OPTIONS+**

Standard and Premium Top Selection

BASE FINISHES

STOCK COLORS



METALLIC SILVER



BLACK

ACCESSORIES

MODESTY PANELS

GROMMETS

POWER & DATA

WIRE MANAGEMENT



NODE | ON SURFACE POWER UNIT

For all finish options please visit SpecialT.net | Images are representative of the material and may not be an exact match



TABLES, BASES & ACCESSORIES



11820 Wills Rd, Suite 140,  
Alpharetta, GA 30009  
888.705.0777

[www.SpecialT.net](http://www.SpecialT.net)