

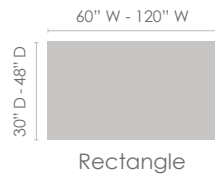
# Structure Fountain

BREAKROOM, CAFÉ AND MEETING TABLES

**PRODUCT SPECIFICATIONS**

STRUCTURE collection is designed with the total environment in mind, whether it be an office, educational, or institutional. STRUCTURE offers a product for every application. Aesthetically, STRUCTURE presents a clean, elegant look that complements a wide variety of interiors. With its welded 14 gauge, rectangular steel it's sturdy, yet it presents as minimalistic.

RECTANGLE



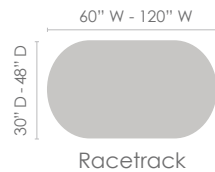
ROUND



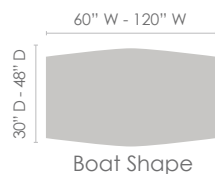
SQUARE



RACETRACK



BOAT SHAPE



**BASE CONSTRUCTION**

- Height: 29"
- Bolted
- 1" x 2", 14 gauge steel columns
- Heavy-duty stamped steel floor plate
- Four (4) welded mounting plates
- 20 powder coat finishes

**OPTIONS**

- Grommets
- Power & Data
- Wire management

**WARRANTY** 10-year parts and labor



**PRODUCT SPECIFICATIONS**

## TOP OPTIONS

ALL TOPS ARE PRE-DRILLED

### TFL

- 1" low pressure, 45# core
- Low pressure laminate on both sides
- Anti-sag top support is included with tables over 60" L

### HPL

- Structure: 1 1/4" thick 45# density particle board core
- .038 paper backer sheet less than 48"
- .038 phenolic backer equal or greater than 48"
- High Pressure laminate
- Balanced laminate backer
- Round and square tops over 60" are 1 piece, 66" to 96" are 2 pieces
- Rectangle, boat, oval, and racetrack tops under 96" are 1 piece. 108" to 144" tops feature 2 pieces with optional one-piece for an upcharge
- Anti-sag top support is included with tables over 60" L

### WOOD VENEER

- Structure: 1 1/4" thick 45# density particle board core
- .038 paper backer sheet less than 48"
- .038 phenolic backer equal or greater than 48"
- Largest one-piece tabletop is 12' x 5'
- Biscuits and dog bones are standard for joining tops
- Long grain match is standard on one-piece tops, short grain is standard on multiple-piece tops
- Alternative stains are available for an additional fee
- Round and square tops over 60" are 1 piece, 66" to 96" are 2 pieces
- Rectangle, boat, oval, and racetrack tops over 120" are made of 2 pieces

## EDGE OPTIONS

### TFL

- Matching color vinyl edge

### HPL

- Matching or contrasting color vinyl edge
- Wood edges
- Urethane edges

### WOOD VENEER

- 3mm or Knife edge style stained to match the veneer
- Square corners are standard
- Rounded corners are optional