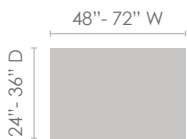


PRODUCT SPECIFICATIONS

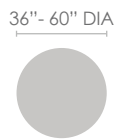
AIM™ celebrates an attractive modern design suitable for a variety of interiors and delivers a high level of sophistication to any space. It bridges the gap between traditional workspaces and a new generation of workers who are on the move throughout the day.

RECTANGLE



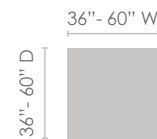
- Heights: 29", 36", 42"

ROUND



- Heights: 29", 36", 42"*

SQUARE



- Heights: 29", 36", 42"*

*36" Round and Square tables are available only in 29" height.

BASE CONSTRUCTION

- Welded
- 2" x 1" rectangular steel columns
- 6" x 6" x 7/32" steel welded mounting plate
- 1-3/8" diameter leveling glides
- 20 powder coat finishes

OPTIONS



Optional pivoting glide



Premium cloud caster
Cloud casters float on air on hard or soft surfaces: 2 locking, 2 non-locking

OTHER ACCESSORIES

- Modesty Panels
- Privacy Screens
- Grommets
- Power & Data
- Wire management

WARRANTY 10-year parts and labor



TOP OPTIONS

ALL TOPS ARE PRE-DRILLED

TFL

- 1" low pressure, 45# core
- Low pressure laminate on both sides
- Anti-sag top support is included with tables over 60" L

HPL

- Structure: 1 1/4" thick 45# density particle board core
- .038 paper backer sheet less than 48"
- .038 phenolic backer equal or greater than 48"
- High Pressure laminate
- Balanced laminate backer
- Round and square tops over 60" are 1 piece, 66" to 96" are 2 pieces
- Rectangle, boat, oval, and racetrack tops under 96" are 1 piece. 108" to 144" tops feature 2 pieces with optional one-piece for an upcharge
- Anti-sag top support is included with tables over 60" L

WOOD VENEER

- Structure: 1 1/4" thick 45# density particle board core
- .038 paper backer sheet less than 48"
- .038 phenolic backer equal or greater than 48"
- Largest one-piece tabletop is 12' x 5'
- Biscuits and dog bones are standard for joining tops
- Long grain match is standard on one-piece tops, short grain is standard on multiple-piece tops
- Alternative stains are available for an additional fee
- Round and square tops over 60" are 1 piece, 66" to 96" are 2 pieces
- Rectangle, boat, oval, and racetrack tops over 120" are made of 2 pieces

EDGE OPTIONS

TFL

- Matching color vinyl edge

HPL

- Matching or contrasting color vinyl edge
- Wood edges
- Urethane edges

WOOD VENEER

- 3mm or Knife edge style stained to match the veneer
- Square corners are standard
- Rounded corners are optional