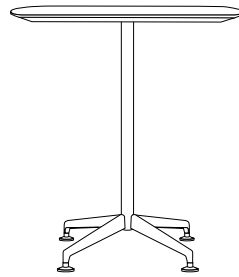
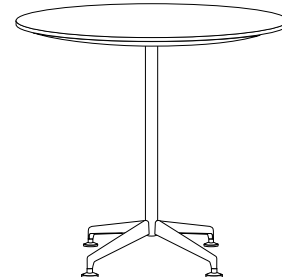


42" H RECTANGLE



42" H SOFT SQUARE



42" H ROUND

**SHAPES | SIZES**

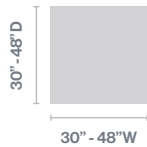
RECTANGLE



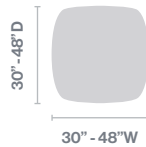
ROUND



SQUARE



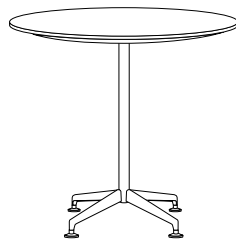
SOFT SQUARE



**TABLE HEIGHTS**



STANDARD 29"



BAR 42"

**TABLE CONSTRUCTION**

- Curvilinear cast aluminum feet
- Column: 11 gauge steel
- Heights: 29", 36", 42"
- Base Color: All standard powder coat finishes
- HPL, all standard laminates are available
- Edge options:  
 Low-profile knife edge is standard  
 3mm poly
- ZIA standard glides
- Bar-height rectangular table features an aluminum base connector

**OPTIONS**

- Power & Data
- Wire Management