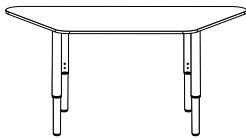


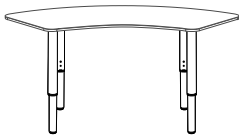
**ROUNDED TRIANGLE**



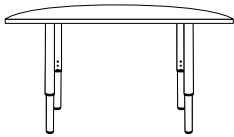
**SOFT SQUARE**



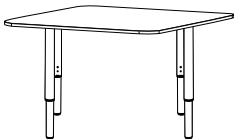
**ROUNDED TRAPEZOID**



**CRESCENT**



**1/2 ROUND**



**SQUARE**



**ROUND**

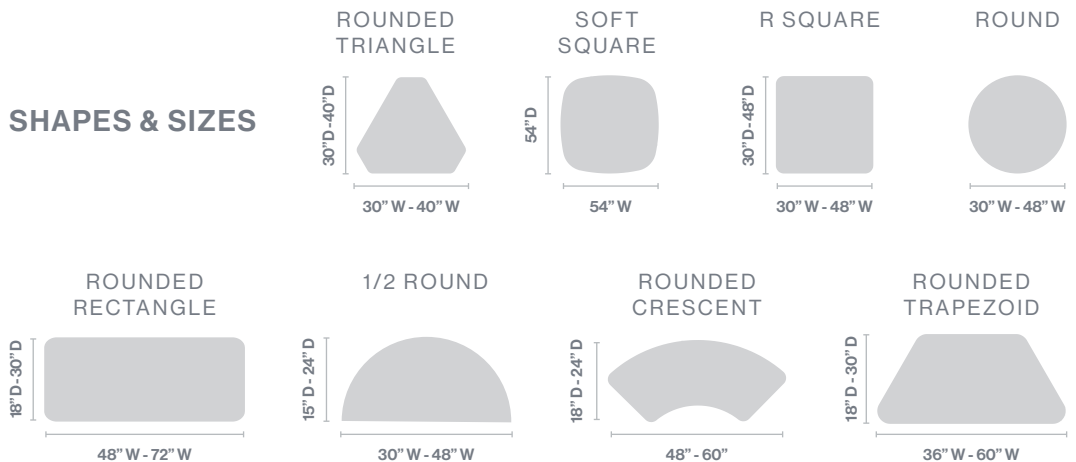
**TABLE CONSTRUCTION**

- Fixed or Adjustable Height
- Adjustable Rate:  
19.5" - 29.5"\* - Range in 1" increments
- Fixed Height: 27.75"\*
- Adjustable Height Range:  
Glides: 19.75" - 29.5"  
Casters: 21.5" - 31.5"
- Column Diameter :  
1-7/8" outer column | 1-1/2" inner column
- HPL tops feature rounded corners
- 3mm PVC standard edge
- All standard laminate tops available
- Gusseted top for additional strength
- Tops: Any standard laminate
- EllaVate adjustable glides
- Locking casters
- Tamper-resistant locking system
- 20 powder coat color finishes

**OPTIONS**

- Casters - 2.3" H
- Modesty Panels\*\*
- Flekssit Connectors
- Grommets:  
Round or Rectangular
- Privacy Screens\*\*
- QuickAlign Connectors
- Power & Data
- Wire Management

**SHAPES & SIZES**



\*Lowest height for tables featuring glides | \*\*For rectangular tables only

**TOP OPTIONS**

---

**MOST TOPS ARE PRE-DRILLED**

**TFL**

- 1" low pressure, 45# core
- Low pressure laminate on both sides
- Anti-sag top support is included with tables over 60" L

**HPL**

- Structure: 1-1/4" thick 45# density particle board core
- .038 paper backer sheet less than 48"
- .038 phenolic backer equal on greater than 48"
- High Pressure laminate
- Balanced laminate backer

**EDGE OPTIONS**

---

**HPL**

- Matching color vinyl edge

**HPL**

- Matching or contrasting color vinyl edge
- Wood edges
- Urethane edges