



PRICE LIST

---

**TABLES | ACCESSORIES**

Effective January 15, 2025

## PRICING & FREIGHT NOTIFICATIONS

---

### Pricing Disclaimer

Although the information in this Price List is presented in good faith and believed to be correct at the time of publication, Special-T has no liability for any errors or omissions. Also, please note that all prices are subject to change.

Special-T shall have the right to refuse or cancel any order placed for a product listed at the incorrect price. If an item's correct price is lower than our stated price, we will charge the lower amount and ship the item.

If an item's correct price is higher than our stated price, we will notify the price error for review and extend an opportunity to purchase the item at the correct price.

### Freight Notifications

#### Minimum Freight Fee

FOB: Destination on table orders over \$8,500 List, Dock-to-Dock delivery, within the contiguous U.S.

Orders less than \$8,500 List will be assessed a small order freight fee of \$195-\$295 based on the regional location of the final destination (NE \$225, SE \$195, MW \$249, WC \$295), PPD + Add, Dock-to-Dock delivery.

#### Electric Height Adjustable Bases Only: Patriot, Liberty, and Hike

QTY: 1 - 3 \$55 each | 4-15 \$33 each | 16 - 50 \$27 each | 51 + \$16 each

FOB: Alpharetta, GA; PPD & ADD | Dock-to-Dock delivery.

#### Shipments Outside Continental U.S.

Qualified Freight Prepaid orders with final destination outside Continental U.S. will ship to the Freight Forwarder or Port of Embarkation within the 48 contiguous states. Shipments from Freight Forwarder/Port of Embarkation will ship FOB: Origin to final destination.

#### Oversize Fee

All LTL shipments for pallets 8' and over

96"-108" - additional \$250.00

109"-168" - additional \$350.00

Per custom pallet

# TABLE OF CONTENTS



## TABLES & ACCESSORIES PRICE LIST

---

Effective January 15, 2025

SIZES LISTED IN INCHES

<b>NEW PRODUCTS .....</b>	<b>05</b>
Caliber .....	06
Sienna Laptop.....	07
ZIA Flip Top Hospitality.....	08
<b>TRAINING &amp; TASK TABLES .....</b>	<b>09</b>
AIM .....	10
Antonio.....	11
Apollo.....	13
Ella .....	15
EllaVate.....	18
EZ-Roll.....	24
Kingston .....	25
Kristina .....	28
Portofino.....	31
Quatro .....	32
Robot.....	34
Sienna TL.....	37
Structure 2TL.....	38
Structure 2CL.....	38
Structure H.....	39
Structure Square.....	39
ZIA Tables.....	40
<b>FLIP &amp; NEST TABLES.....</b>	<b>43</b>
Kingston Flip.....	44
Kingston Flip-C .....	44
LINK.....	45
Structure Flip Top T .....	46
Structure Flip Top C.....	46
Transform 2 .....	47
ZIA Flip & Nest.....	48
<b>HOSPITALITY, BREAKROOM &amp; CAFÉ TABLES.....</b>	<b>49</b>
Bedford.....	50
Bistro .....	50
Cantina.....	51
ClassiX .....	52
Floor Mounted .....	53
Mount.....	54
Quatro .....	54
Reveal .....	55
Reveal .....	56
Sienna Round.....	57
Sienna Square .....	57
Sienna X.....	58
Sienna Café Power .....	59
Sienna X Café Power .....	59
StarX.....	60
Structure 4X.....	61
Tempo.....	62
ZIA Hospitality .....	63
ZIA Flip Top Hospitality.....	64

**TABLES &  
ACCESSORIES  
PRICE LIST**

---

Effective January 15, 2025

**SIZES LISTED IN INCHES**

**CONFERENCE TABLES..... 65**  
 AIM XL..... 66  
 Astra..... 69  
 Olympus.....72  
 Sienna Conference.....74  
 Sienna 2TL.....76  
 Sienna 4X.....78  
 Sienna Rectangle.....78  
 Structure 4X.....79  
 Structure Cube.....81  
 Venice..... 83  
 ZIA Conference ..... 84

**HEIGHT ADJUSTABLE TABLES..... 89**  
 Hike .....90  
 Liberty..... 91  
 Patriot..... 92

**OCCASIONAL TABLES .....97**  
 Relax 1..... 98  
 Relax 2.....100  
 Relax 3.....102  
 Relax 4.....104  
 ZIA Occasional.....106

**COLLABORATION TABLES.....107**  
 AIM EZ Desking .....108  
 Plural.....115

**ZIA ACCESSORIES.....116**  
 ZIA Accessories .....117

**CHAIRS .....119**

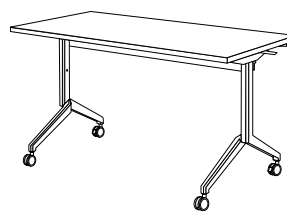
**ADJUSTABLE MONITOR ARMS..... 121**

**SAFE-T SCREENS & BARRIERS ..... 123**  
 Clear Plexiglas Screens .....124  
 Frosted Acrylic Screens .....132  
 Polycarbonate Screens .....137  
 PET Screens.....142

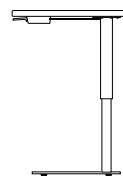
STANDARD TABLE FEATURES..... 146  
 WARRANTY & RETURN POLICY ..... 148  
 COLOR OPTIONS.....152



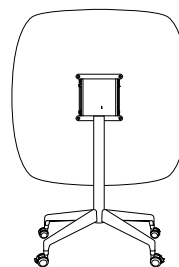
**NEW  
PRODUCTS**



**Caliber**



**Sienna Laptop**

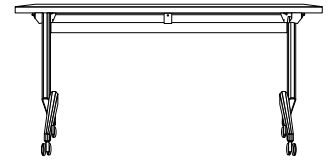


**ZIA Flip Top Hospitality**

FLIP & NEST TABLES

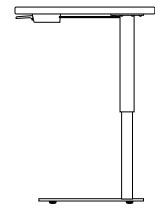
**Caliber**

CONFIGURE & PRICE



	MODEL NUMBER	SIZE	BEST VALUE	OPTIONS+	5-DAY QS
Rectangle	CAL-2448	24 x 48	571	759	835
	CAL-2460	24 x 60	624	874	962
	CAL-2472	24 x 72	687	989	1,088
	CAL-3048	30 x 48	-	856	942
	CAL-3060	30 x 60	690	987	1,086
	CAL-3072	30 x 72	828	1,118	1,230

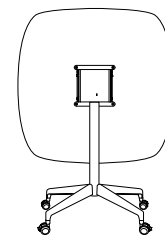
LAPTOP TABLES  
**Sienna Laptop**



SHAPE HOLE PLACEMENT	MODEL NUMBER	SIZE	OPTIONS+
Round	<b>SIEN-LT-16R</b>	16	800
	<b>SIEN-LT-16R-P</b>	16	1,200
Rectangle Long Side	<b>SIEN-LT-1520LS</b>	15 x 20	750
	<b>SIEN-LT-1520LS-P</b>	15 x 20	1,100
Rectangle Short Side	<b>SIEN-LT-1520SS</b>	15 x 20	750
	<b>SIEN-LT-1520SS-P</b>	15 x 20	1,100
Racetrack Short Side	<b>SIEN-LT-1520OV</b>	15 x 20	825
	<b>SIEN-LT-1520OV-P</b>	15 x 20	1,225

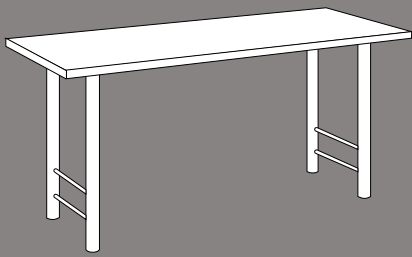
**P** = Pneumatic Column

# ZIA Flip Top Hospitality



[CONFIGURE & PRICE](#)

H	SHAPE	MODEL NUMBER	SIZE	BEST VALUE	OPTIONS+
29"	ROUND	ZIA-H33	24	-	1,269
		ZIA-H36	30	-	1,366
		ZIA-H39	36	1,165	1,540
		ZIA-H42	42	1,308	1,783
	SQUARE	ZIA-H31	24 x 24	-	1,011
		ZIA-H34	30 x 30	-	1,131
		ZIA-H37	36 x 36	1,049	1,269
		ZIA-H40	42 x 42	1,254	1,534
	SOFT SQUARE	ZIA-H32	24 x 24	-	1,521
		ZIA-H35	30 x 30	-	1,654
		ZIA-H38	36 x 36	-	1,821
		ZIA-H41	42 x 42	-	1,987
42"	ROUND	ZIA-H45	24"	-	1,285
		ZIA-H48	30"	-	1,382
		ZIA-H51	36"	1,181	1,556
		ZIA-H54	42"	1,325	1,800
	SQUARE	ZIA-H43	24 x 24	-	1,027
		ZIA-H46	30 x 30	-	1,147
		ZIA-H49	36 x 36	1,065	1,285
		ZIA-H52	42 x 42	1,271	1,551
	SOFT SQUARE	ZIA-H44	24 x 24	-	1,538
		ZIA-H47	30 x 30	-	1,671
		ZIA-H50	36 x 36	-	1,838
		ZIA-H53	42 x 42	-	2,003

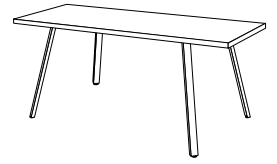


## TRAINING & TASK TABLES

TRAINING & TASK TABLES

**AIM**

**CONFIGURE & PRICE**



	MODEL NUMBER	SIZE	BEST VALUE	OPTIONS+	5-DAY QS
Rectangle	AIM-2448	24 x 48	830	1,027	-
	AIM-2454	24 x 54	-	1,086	-
	AIM-2460	24 x 60	834	1,097	-
	AIM-2466	24 x 66	-	1,170	-
	AIM-2472	24 x 72	958	1,273	-
	AIM-3048	30 x 48	-	1,147	-
	AIM-3054	30 x 54	-	1,159	-
	AIM-3060	30 x 60	855	1,170	-
	AIM-3066	30 x 66	-	1,349	-
	AIM-3072	30 x 72	1,065	1,370	-
	AIM-3648	36 x 48	-	1,400	-
	AIM-3654	36 x 54	-	1,533	-
	AIM-3660	36 x 60	-	1,546	-
	AIM-3666	36 x 66	-	1,759	-
	AIM-3672	36 x 72	-	1,773	-
Round	AIM-36R	36"	754	1,148	-
	AIM-42R	42"	776	1,275	-
	AIM-48R	48"	-	1,319	-
	AIM-54R	54"	-	1,610	-
	AIM-60R	60"	-	1,655	-
Square	AIM-3636	36 x 36	679	910	-
	AIM-4242	42 x 42	787	1,081	-
	AIM-4848	48 x 48	-	1,343	-
	AIM-5454	54 x 54	-	1,464	-
	AIM-6060	60 x 60	-	1,470	-

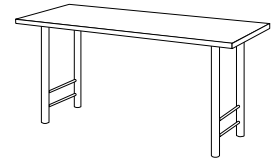
**AIM Options**

MODEL NUMBER	DESCRIPTION	ADD-ON
-CH	Counter Height 36"	28
-BH	Bar Height 42"	55
-CA-P	Premium Casters	55

TRAINING & TASK TABLES

**Antonio**

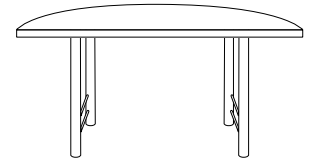
**CONFIGURE & PRICE**



	MODEL NUMBER	SIZE	BEST VALUE	OPTIONS+	5-DAY QS
Rectangle	ANTO-2430	24 x 30	-	827	909
	ANTO-2436	24 x 36	-	859	945
	ANTO-2442	24 x 42	-	875	964
	ANTO-2448	24 x 48	720	917	1,010
	ANTO-2454	24 x 54	-	951	1,045
	ANTO-2460	24 x 60	724	986	1,084
	ANTO-2466	24 x 66	-	1,107	1,218
	ANTO-2472	24 x 72	849	1,164	1,281
	ANTO-2478	24 x 78	-	1,221	1,342
	ANTO-2484	24 x 84	-	1,374	1,510
	ANTO-2496	24 x 96	-	1,497	1,646
	ANTO-3042	30 x 42	-	958	1,054
	ANTO-3048	30 x 48	-	1,012	1,113
	ANTO-3054	30 x 54	-	1,069	1,175
	ANTO-3060	30 x 60	814	1,129	1,244
	ANTO-3066	30 x 66	-	1,234	1,357
	ANTO-3072	30 x 72	1,012	1,316	1,447
	ANTO-3078	30 x 78	-	1,417	1,558
	ANTO-3084	30 x 84	-	1,636	1,799
	ANTO-3096	30 x 96	-	1,739	1,913
	ANTO-3642	36 x 42	-	1,074	1,183
	ANTO-3648	36 x 48	-	1,129	1,244
	ANTO-3654	36 x 54	-	1,183	1,301
	ANTO-3660	36 x 60	-	1,327	1,395
	ANTO-3666	36 x 66	-	1,495	1,573
	ANTO-3672	36 x 72	-	1,540	1,624
	ANTO-3678	36 x 78	-	1,705	1,800
	ANTO-3684	36 x 84	-	1,831	1,923
ANTO-3696	36 x 96	-	1,932	2,039	
Trapezoid	ANTO-2448-TRA	24 x 48	-	951	-
	ANTO-2460-TRA	24 x 60	-	1,026	-
	ANTO-2472-TRA	24 x 72	-	1,211	-
	ANTO-3048-TRA	30 x 48	-	1,049	-
	ANTO-3060-TRA	30 x 60	-	1,178	-
	ANTO-3072-TRA	30 x 72	-	1,374	-

# Antonio

**CONFIGURE & PRICE**



	MODEL NUMBER	SIZE	BEST VALUE	OPTIONS+	5-DAY QS
1/2 Round	ANTO-3060-HRD	30 x 60	-	1,320	-
	ANTO-3672-HRD	36 x 72	-	1,922	-
1/4 Round	ANTO-3030-QRD	30 x 30	-	1,088	-
	ANTO-3636-QRD	36 x 36	-	1,212	-
Crescent	ANTO-2472-CRE	24 x 48 x 72	-	1,547	-
	ANTO-2494-CRE	24 x 60 x 94	-	2,156	-
	ANTO-3072-CRE	30 x 48 x 72	-	1,571	-
	ANTO-3094-CRE	30 x 60 x 94	-	2,178	-

## Antonio Options

MODEL NUMBER	DESCRIPTION	ADD-ON
-CA	Casters	76
-CH	Counter Height 36"	252
-BH	Bar Height 42"	252
-CUSTHT1	Custom Height between 5" - 28.99"	272
-CUSTHT2	Custom Height between 29" - 42"	524

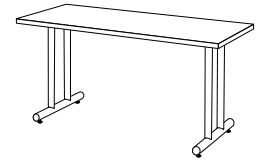
\*An Oversize Fee has been implemented by freight carriers for all LTL shipments for pallets 8' and over.  
96"-108" - additional 250.00 | 109" -168" - additional 350.00 | Per custom pallet



TRAINING & TASK TABLES

**Apollo**

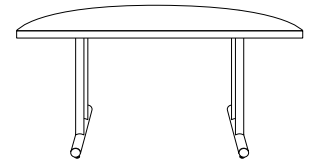
**CONFIGURE & PRICE**



	MODEL NUMBER	SIZE	BEST VALUE	OPTIONS+	5-DAY QS
Rectangle	APOL-2436	24 x 36	-	980	1,078
	APOL-2442	24 x 42	-	1,022	1,124
	APOL-2448	24 x 48	861	1,059	1,165
	APOL-2454	24 x 54	-	1,095	1,204
	APOL-2460	24 x 60	870	1,132	1,246
	APOL-2466	24 x 66	-	1,251	1,375
	APOL-2472	24 x 72	991	1,306	1,438
	APOL-2478	24 x 78	-	1,413	1,553
	APOL-2484	24 x 84	-	1,517	1,669
	APOL-2496	24 x 96	-	1,640	1,802
	APOL-3042	30 x 42	-	1,082	1,189
	APOL-3048	30 x 48	-	1,132	1,246
	APOL-3054	30 x 54	-	1,189	1,308
	APOL-3060	30 x 60	935	1,250	1,374
	APOL-3066	30 x 66	-	1,356	1,490
	APOL-3072	30 x 72	1,132	1,437	1,581
	APOL-3078	30 x 78	-	1,594	1,754
	APOL-3084	30 x 84	-	1,755	1,929
	APOL-3096	30 x 96	-	1,857	2,043
	APOL-3642	36 x 42	-	1,193	1,312
	APOL-3648	36 x 48	-	1,250	1,374
	APOL-3654	36 x 54	-	1,322	1,455
	APOL-3660	36 x 60	-	1,451	1,527
	APOL-3666	36 x 66	-	1,620	1,704
	APOL-3672	36 x 72	-	1,749	1,840
	APOL-3678	36 x 78	-	1,925	2,027
	APOL-3684	36 x 84	-	2,049	2,156
	APOL-3696	36 x 96	-	2,165	2,275
Trapezoid	APOL-2460-TRA	24 x 60	-	1,278	-
	APOL-2472-TRA	24 x 72	-	1,472	-
	APOL-3048-TRA	30 x 48	-	1,302	-
	APOL-3060-TRA	30 x 60	-	1,440	-
	APOL-3072-TRA	30 x 72	-	1,643	-

# Apollo

[CONFIGURE & PRICE](#)



	MODEL NUMBER	SIZE	BEST VALUE	OPTIONS+	5-DAY QS
1/2 Round	APOL-6030-HRD	60 x 30	-	1,590	-
	APOL-7236-HRD	72 x 36	-	1,922	-
1/4 Round	APOL-3030-QRD	30 x 30	-	1,346	-
	APOL-3636-QRD	36 x 36	-	1,475	-
Crescent	APOL-2472-CRE	24 x 48 x 72	-	1,787	-
	APOL-2494-CRE	24 x 60 x 94	-	2,428	-
	APOL-3072-CRE	30 x 48 x 72	-	1,811	-
	APOL-3094-CRE	30 x 60 x 94	-	2,454	-

## Apollo Options

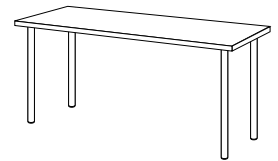
MODEL NUMBER	DESCRIPTION	ADD-ON
-TL	T-Leg Option	0
-CL	C-Leg Option	0
-CA	Casters	80
-CH	Counter Height 36"	266
-BH	Bar Height 42"	266
-CUSTHT1	Custom Height between 5" - 28.99"	288
-CUSTHT2	Custom Height between 29" - 42"	556

\*An Oversize Fee has been implemented by freight carriers for all LTL shipments for pallets 8' and over.  
96"-108" - additional 250.00 | 109" -168" - additional 350.00 | Per custom pallet

TRAINING & TASK TABLES

**Ella**

CONFIGURE & PRICE

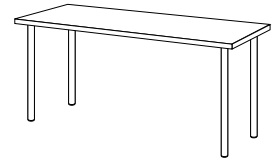


	MODEL NUMBER	SIZE	BEST VALUE	OPTIONS+	5-DAY QS
Rectangle	ELLA-1824	18 x 24	-	685	753
	ELLA-1830	18 x 30	-	713	784
	ELLA-1836	18 x 36	-	728	802
	ELLA-1842	18 x 42	-	769	846
	ELLA-1848	18 x 48	-	817	898
	ELLA-1854	18 x 54	-	843	929
	ELLA-1860	18 x 60	634	865	952
	ELLA-1866	18 x 66	-	957	1,052
	ELLA-1872	18 x 72	728	1,012	1,113
	ELLA-1878	18 x 78	-	1,149	1,264
	ELLA-1884	18 x 84	-	1,287	1,415
	ELLA-1896	18 x 96	-	1,380	1,519
	ELLA-2430	24 x 30	-	758	832
	ELLA-2436	24 x 36	-	789	867
	ELLA-2442	24 x 42	-	825	906
	ELLA-2448	24 x 48	667	865	952
	ELLA-2454	24 x 54	-	903	994
	ELLA-2460	24 x 60	681	943	1,036
	ELLA-2466	24 x 66	-	1,068	1,174
	ELLA-2472	24 x 72	814	1,129	1,244
	ELLA-2478	24 x 78	-	1,239	1,363
	ELLA-2484	24 x 84	-	1,349	1,484
	ELLA-2496	24 x 96	-	1,478	1,625
	ELLA-3036	30 x 36	-	844	930
	ELLA-3042	30 x 42	-	887	976
	ELLA-3048	30 x 48	-	943	1,036
	ELLA-3054	30 x 54	-	1,004	1,106
	ELLA-3060	30 x 60	751	1,066	1,172
	ELLA-3066	30 x 66	-	1,167	1,285
	ELLA-3072	30 x 72	960	1,265	1,391
	ELLA-3078	30 x 78	-	1,433	1,577
	ELLA-3084	30 x 84	-	1,602	1,759
	ELLA-3096	30 x 96	-	1,709	1,881

TRAINING & TASK TABLES

**Ella**

**CONFIGURE & PRICE**

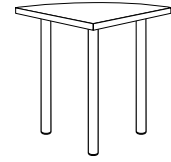


	MODEL NUMBER	SIZE	BEST VALUE	OPTIONS+	5-DAY QS
Rectangle	ELLA-3642	36 x 42	-	1,008	1,108
	ELLA-3648	36 x 48	-	1,066	1,172
	ELLA-3654	36 x 54	-	1,140	1,253
	ELLA-3660	36 x 60	-	1,212	1,335
	ELLA-3666	36 x 66	-	1,381	1,520
	ELLA-3672	36 x 72	-	1,433	1,577
	ELLA-3678	36 x 78	-	1,578	1,736
	ELLA-3684	36 x 84	-	1,720	1,892
	ELLA-3696	36 x 96	-	1,833	2,015
Round	ELLA-24	24"	-	890	1,024
	ELLA-30	30"	-	986	1,136
	ELLA-36	36"	713	1,107	1,275
	ELLA-42	42"	774	1,273	1,463
	ELLA-48	48"	-	1,421	1,636
	ELLA-60	60"	-	1,993	2,295
Square	ELLA-2424	24 x 24	-	860	991
	ELLA-3030	30 x 30	-	951	1,094
	ELLA-3636	36 x 36	826	1,057	1,216
	ELLA-4242	42 x 42	911	1,205	1,386
	ELLA-4848	48 x 48	-	1,346	1,548
Trapezoid	ELLA-1848-TRA	18 x 48	-	850	-
	ELLA-1860-TRA	18 x 60	-	899	-
	ELLA-1872-TRA	18 x 72	-	1,054	-
	ELLA-2448-TRA	24 x 48	-	899	-
	ELLA-2460-TRA	24 x 60	-	981	-
	ELLA-2472-TRA	24 x 72	-	1,176	-
	ELLA-3048-TRA	30 x 48	-	981	-
	ELLA-3060-TRA	30 x 60	-	1,119	-
	ELLA-3072-TRA	30 x 72	-	1,325	-
1/2 Round	ELLA-3618-HRD	36 x 18	-	859	-
	ELLA-4824-HRD	48 x 24	-	1,025	-
	ELLA-6030-HRD	60 x 30	-	1,267	-
	ELLA-7236-HRD	72 x 36	-	1,602	-

TRAINING & TASK TABLES

**Ella**

CONFIGURE & PRICE



	MODEL NUMBER	SIZE	BEST VALUE	OPTIONS+	5-DAY QS
1/4 Round	ELLA-1818-QRD	18 x 18	-	659	-
	ELLA-2424-QRD	24 x 24	-	709	-
	ELLA-3030-QRD	30 x 30	-	821	-
	ELLA-3636-QRD	36 x 36	-	956	-
Crescent	ELLA-1872-CRE	18 x 48 x 72	-	1,490	-
	ELLA-1894-CRE	18 x 60 x 94	-	2,133	-
	ELLA-2472-CRE	24 x 48 x 72	-	1,490	-
	ELLA-2494-CRE	24 x 60 x 94	-	2,133	-
	ELLA-3072-CRE	30 x 48 x 72	-	1,490	-
	ELLA-3094-CRE	30 x 60 x 94	-	2,133	-

**Ella Options**

MODEL NUMBER	DESCRIPTION	ADD-ON	
		TABLES UNDER 84" LONG	TABLES 84" & LONGER
-2	2" Diameter	0	0
-3	3" Diameter	152	228
-4	4" diameter	320	480
-FM	Folding Legs	664	996
-CA	Casters	80	120
-BH	Bar Height 42"	268	402
-CUSTHT1	Custom Height between 5" - 28.99"	288	432
-CUSTHT2	Custom Height between 29" - 42"	556	834

\*An Oversize Fee has been implemented by freight carriers for all LTL shipments for pallets 8' and over.  
96"-108" - additional 250.00 | 109"-168" - additional 350.00 | Per custom pallet

TRAINING & TASK TABLES

**EllaVate Fixed Height**



**CONFIGURE & PRICE**

	MODEL NUMBER	SIZE	GLIDES CASTERS	BEST VALUE*	OPTIONS+**
Rounded Rectangle	ELV-1848-FH	18" D x 48" W	Glides	-	529
	ELV-1860-FH	18" D x 60" W	Glides	362	593
	ELV-1872-FH	18" D x 72" W	Glides	373	657
	ELV-2448-FH	24" D x 48" W	Glides	376	574
	ELV-2460-FH	24" D x 60" W	Glides	385	647
	ELV-2472-FH	24" D x 72" W	Glides	406	721
	ELV-3048-FH	30" D x 48" W	Glides	-	639
	ELV-3060-FH	30" D x 60" W	Glides	410	725
	ELV-3072-FH	30" D x 72" W	Glides	508	812
	ELV-1848-FHC	18" D x 48" W	Casters	-	536
	ELV-1860-FHC	18" D x 60" W	Casters	369	600
	ELV-1872-FHC	18" D x 72" W	Casters	381	664
	ELV-2448-FHC	24" D x 48" W	Casters	385	582
	ELV-2460-FHC	24" D x 60" W	Casters	393	656
	ELV-2472-FHC	24" D x 72" W	Casters	413	728
	ELV-3048-FHC	30" D x 48" W	Casters	-	646
	ELV-3060-FHC	30" D x 60" W	Casters	418	733
	ELV-3072-FHC	30" D x 72" W	Casters	516	821
Round	ELV-30R-FH	30"	Glides	-	641
	ELV-36R-FH	36"	Glides	359	752
	ELV-42R-FH	42"	Glides	447	945
	ELV-48R-FH	48"	Glides	-	992
	ELV-30R-FHC	30"	Casters	-	648
	ELV-36R-FHC	36"	Casters	366	760
	ELV-42R-FHC	42"	Casters	454	953
	ELV-48R-FHC	48"	Casters	-	999
Rounded Square	ELV-3030-FH	30" D x 30" W	Glides	-	519
	ELV-3636-FH	36" D x 36" W	Glides	371	602
	ELV-4242-FH	42" D x 42" W	Glides	519	813
	ELV-4848-FH	48" D x 48" W	Glides	-	831

\* Best Value Tops feature square corners  
 \*\* Options+ Tops feature rounded corners

TRAINING & TASK TABLES

**EllaVate Fixed Height**

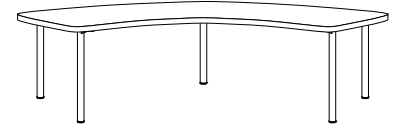


[CONFIGURE & PRICE](#)

	MODEL NUMBER	SIZE	GLIDES CASTERS	BEST VALUE*	OPTIONS+**
Rounded Square	ELV-3030-FHC	30" D x 30" W	Casters	-	528
	ELV-3636-FHC	36" D x 36" W	Casters	378	609
	ELV-4242-FHC	42" D x 42" W	Casters	527	821
	ELV-4848-FHC	48" D x 48" W	Casters	-	838
Soft Square	ELV-5454SL-FH	54" D x 54" W	Glides	-	1,388
	ELV-5454SL-FHC	54" D x 54" W	Casters	-	1,395
Rounded Trapezoid	ELV-1836TRA-FH	18" D x 36" W	Glides	-	703
	ELV-1848TRA-FH	18" D x 48" W	Glides	-	753
	ELV-1860TRA-FH	18" D x 60" W	Glides	-	846
	ELV-2436TRA-FH	24" D x 36" W	Glides	-	734
	ELV-2448TRA-FH	24" D x 48" W	Glides	-	794
	ELV-2460TRA-FH	24" D x 60" W	Glides	-	896
	ELV-3036TRA-FH	30" D x 36" W	Glides	-	777
	ELV-3048TRA-FH	30" D x 48" W	Glides	-	851
	ELV-3060TRA-FH	30" D x 60" W	Glides	-	966
	ELV-1836TRA-FHC	18" D x 36" W	Casters	-	711
	ELV-1848TRA-FHC	18" D x 48" W	Casters	-	761
	ELV-1860TRA-FHC	18" D x 60" W	Casters	-	854
	ELV-2436TRA-FHC	24" D x 36" W	Casters	-	743
	ELV-2448TRA-FHC	24" D x 48" W	Casters	-	802
	ELV-2460TRA-FHC	24" D x 60" W	Casters	-	905
	ELV-3036TRA-FHC	30" D x 36" W	Casters	-	786
	ELV-3048TRA-FHC	30" D x 48" W	Casters	-	858
	ELV-3060TRA-FHC	30" D x 60" W	Casters	-	975
Half Round	ELV-1530HR-FH	15" D x 30" W	Glides	-	517
	ELV-1836HR-FH	18" D x 36" W	Glides	-	646
	ELV-2142HR-FH	21" D x 42" W	Glides	-	782
	ELV-2448HR-FH	24" D x 48" W	Glides	-	814
	ELV-1530HR-FHC	15" D x 30" W	Casters	-	525
	ELV-1836HR-FHC	18" D x 36" W	Casters	-	655
	ELV-2142HR-FHC	21" D x 42" W	Casters	-	790
	ELV-2448HR-FHC	24" D x 48" W	Casters	-	822

TRAINING & TASK TABLES

**EllaVate Fixed Height**



**CONFIGURE & PRICE**

	MODEL NUMBER	SIZE	GLIDES CASTERS	BEST VALUE*	OPTIONS+**
Rounded Crescent	ELV-184875CR-FH	18" D x 48" W x 75" A	Glides	-	1,338
	ELV-186094CR-FH	18" D x 60" W x 94" A	Glides	-	1,659
	ELV-244875CR-FH	24" D x 48" W x 75" A	Glides	-	1,343
	ELV-246094CR-FH	24" D x 60" W x 94" A	Glides	-	1,659
	ELV-184875CR-FHC	18" D x 48" W x 75" A	Casters	-	1,346
	ELV-186094CR-FHC	18" D x 60" W x 94" A	Casters	-	1,669
	ELV-244875CR-FHC	24" D x 48" W x 75" A	Casters	-	1,352
	ELV-246094CR-FHC	24" D x 60" W x 94" A	Casters	-	1,669
Rounded Triangle	ELV-3034TRI-FH	30" D x 34" W	Glides	-	775
	ELV-3439TRI-FH	34" D x 39" W	Glides	-	801
	ELV-4046TRI-FH	40" D x 46" W	Glides	-	1,005
	ELV-3034TRI-FHC	30" D x 34" W	Casters	-	784
	ELV-3439TRI-FHC	34" D x 39" W	Casters	-	808
	ELV-4046TRI-FHC	40" D x 46" W	Casters	-	1,013

\* Best Value Tops feature square corners  
 \*\* Options+ Tops feature rounded corners



# EllaVate Adjustable Height



[CONFIGURE & PRICE](#)

	MODEL NUMBER	SIZE	GLIDES CASTERS	BEST VALUE*	OPTIONS+**
Rounded Rectangle	ELV-1848-AH	18" D x 48" W	Glides	-	552
	ELV-1860-AH	18" D x 60" W	Glides	385	616
	ELV-1872-AH	18" D x 72" W	Glides	396	680
	ELV-2448-AH	24" D x 48" W	Glides	401	598
	ELV-2460-AH	24" D x 60" W	Glides	409	671
	ELV-2472-AH	24" D x 72" W	Glides	429	744
	ELV-3048-AH	30" D x 48" W	Glides	-	662
	ELV-3060-AH	30" D x 60" W	Glides	434	749
	ELV-3072-AH	30" D x 72" W	Glides	532	836
	ELV-1848-AHC	18" D x 48" W	Casters	-	560
	ELV-1860-AHC	18" D x 60" W	Casters	393	624
	ELV-1872-AHC	18" D x 72" W	Casters	405	688
	ELV-2448-AHC	24" D x 48" W	Casters	408	605
	ELV-2460-AHC	24" D x 60" W	Casters	416	679
	ELV-2472-AHC	24" D x 72" W	Casters	437	752
	ELV-3048-AHC	30" D x 48" W	Casters	-	670
	ELV-3060-AHC	30" D x 60" W	Casters	441	756
	ELV-3072-AHC	30" D x 72" W	Casters	539	844
	Round	ELV-30R-AH	30"	Glides	-
ELV-36R-AH		36"	Glides	382	775
ELV-42R-AH		42"	Glides	470	969
ELV-48R-AH		48"	Glides	-	1,015
ELV-30R-AHC		30"	Casters	-	672
ELV-36R-AHC		36"	Casters	390	784
ELV-42R-AHC		42"	Casters	478	977
ELV-48R-AHC		48"	Casters	-	1,023
Rounded Square	ELV-3030-AH	30" D x 30" W	Glides	-	543
	ELV-3636-AH	36" D x 36" W	Glides	394	625
	ELV-4242-AH	42" D x 42" W	Glides	542	836
	ELV-4848-AH	48" D x 48" W	Glides	-	854

\* Best Value Tops feature square corners  
 \*\* Options+ Tops feature rounded corners

# EllaVate Adjustable Height

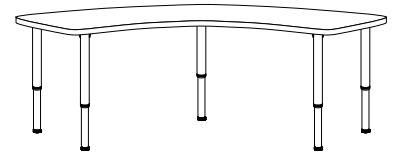


[CONFIGURE & PRICE](#)

	MODEL NUMBER	SIZE	GLIDES CASTERS	BEST VALUE*	OPTIONS+**
Rounded Square	ELV-3030-AHC	30" D x 30" W	Casters	-	551
	ELV-3636-AHC	36" D x 36" W	Casters	403	634
	ELV-4242-AHC	42" D x 42" W	Casters	551	845
	ELV-4848-AHC	48" D x 48" W	Casters	-	863
Soft Square	ELV-5454SL-AH	54" D x 54" W	Glides	-	1,411
	ELV-5454SL-AHC	54" D x 54" W	Casters	-	1,419
Rounded Trapezoid	ELV-1836TRA-AH	18" D x 36" W	Glides	-	727
	ELV-1848TRA-AH	18" D x 48" W	Glides	-	776
	ELV-1860TRA-AH	18" D x 60" W	Glides	-	870
	ELV-2436TRA-AH	24" D x 36" W	Glides	-	759
	ELV-2448TRA-AH	24" D x 48" W	Glides	-	817
	ELV-2460TRA-AH	24" D x 60" W	Glides	-	920
	ELV-3036TRA-AH	30" D x 36" W	Glides	-	802
	ELV-3048TRA-AH	30" D x 48" W	Glides	-	874
	ELV-3060TRA-AH	30" D x 60" W	Glides	-	991
	ELV-1836TRA-AHC	18" D x 36" W	Casters	-	734
	ELV-1848TRA-AHC	18" D x 48" W	Casters	-	785
	ELV-1860TRA-AHC	18" D x 60" W	Casters	-	877
	ELV-2436TRA-AHC	24" D x 36" W	Casters	-	766
	ELV-2448TRA-AHC	24" D x 48" W	Casters	-	826
	ELV-2460TRA-AHC	24" D x 60" W	Casters	-	928
	ELV-3036TRA-AHC	30" D x 36" W	Casters	-	809
	ELV-3048TRA-AHC	30" D x 48" W	Casters	-	882
	ELV-3060TRA-AHC	30" D x 60" W	Casters	-	998
Half Round	ELV-1530HR-AH	15" D x 30" W	Glides	-	541
	ELV-1836HR-AH	18" D x 36" W	Glides	-	670
	ELV-2142HR-AH	21" D x 42" W	Glides	-	806
	ELV-2448HR-AH	24" D x 48" W	Glides	-	837
	ELV-1530HR-AHC	15" D x 30" W	Casters	-	549
	ELV-1836HR-AHC	18" D x 36" W	Casters	-	678
	ELV-2142HR-AHC	21" D x 42" W	Casters	-	813
	ELV-2448HR-AHC	24" D x 48" W	Casters	-	846

TRAINING & TASK TABLES

**EllaVate Adjustable Height**



**CONFIGURE & PRICE**

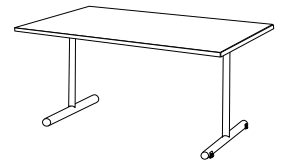
	MODEL NUMBER	SIZE	GLIDES CASTERS	BEST VALUE*	OPTIONS+**
Rounded Crescent	ELV-184875CR-AH	18" D x 48" W x 75" A	Glides	-	1,361
	ELV-186094CR-AH	18" D x 60" W x 94" A	Glides	-	1,689
	ELV-244875CR-AH	24" D x 48" W x 75" A	Glides	-	1,368
	ELV-246094CR-AH	24" D x 60" W x 94" A	Glides	-	1,689
	ELV-184875CR-AHC	18" D x 48" W x 75" A	Casters	-	1,370
	ELV-186094CR-AHC	18" D x 60" W x 94" A	Casters	-	1,699
	ELV-244875CR-AHC	24" D x 48" W x 75" A	Casters	-	1,375
	ELV-246094CR-AHC	24" D x 60" W x 94" A	Casters	-	1,699
Rounded Triangle	ELV-3034TRI-AH	30" D x 30" W	Glides	-	800
	ELV-3439TRI-AH	34" D x 39" W	Glides	-	824
	ELV-4046TRI-AH	40" D x 40" W	Glides	-	1,028
	ELV-3034TRI-AHC	30" D x 34" W	Casters	-	807
	ELV-3439TRI-AHC	34" D x 39" W	Casters	-	832
	ELV-4046TRI-AHC	40" D x 46" W	Casters	-	1,037

\* Best Value Tops feature square corners  
 \*\* Options+ Tops feature rounded corners

TRAINING & TASK TABLES

**EZ-Roll**

**CONFIGURE & PRICE**



	MODEL NUMBER	SIZE	BEST VALUE	OPTIONS+	5-DAY QS
Rectangle	EZRL-1824	18 x 24	-	792	905
	EZRL-1830	18 x 30	-	812	894
	EZRL-1836	18 x 36	-	832	913
	EZRL-1842	18 x 42	-	836	919
	EZRL-1848	18 x 48	-	881	969
	EZRL-1854	18 x 54	-	899	990
	EZRL-1860	18 x 60	691	922	1,014
	EZRL-1866	18 x 66	-	1,005	1,111
	EZRL-1872	18 x 72	774	1,058	1,162
	EZRL-1878	18 x 78	-	1,196	1,315
	EZRL-2430	24 x 30	-	835	918
	EZRL-2436	24 x 36	-	865	951
	EZRL-2442	24 x 42	-	886	975
	EZRL-2448	24 x 48	725	922	1,014
	EZRL-2454	24 x 54	-	958	1,052
	EZRL-2460	24 x 60	730	993	1,091
	EZRL-2466	24 x 66	-	1,107	1,217
	EZRL-2472	24 x 72	848	1,163	1,279
	EZRL-2478	24 x 78	-	1,254	1,380
	EZRL-3042	30 x 42	-	943	1,037
	EZRL-3048	30 x 48	-	993	1,091
	EZRL-3054	30 x 54	-	1,048	1,152
	EZRL-3060	30 x 60	791	1,106	1,216
	EZRL-3066	30 x 66	-	1,208	1,329
	EZRL-3072	30 x 72	982	1,287	1,416
	EZRL-3078	30 x 78	-	1,420	1,564

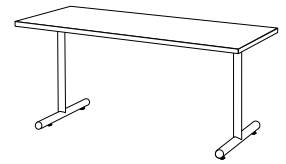
**EZ-Roll Options**

MODEL NUMBER	DESCRIPTION	ADD-ON
-CUSTHT1	Custom Height between 5" - 28.99"	144

TRAINING & TASK TABLES

**Kingston**

CONFIGURE & PRICE

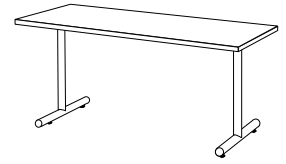


	MODEL NUMBER	SIZE	BEST VALUE	OPTIONS+	5-DAY QS
Rectangle	KING-1824	18 x 24	-	709	781
	KING-1830	18 x 30	-	732	805
	KING-1836	18 x 36	-	751	827
	KING-1842	18 x 42	-	789	866
	KING-1848	18 x 48	-	832	913
	KING-1854	18 x 54	-	854	938
	KING-1860	18 x 60	642	873	961
	KING-1866	18 x 66	-	959	1,058
	KING-1872	18 x 72	727	1,011	1,111
	KING-1878	18 x 78	-	1,108	1,221
	KING-1884	18 x 84	-	1,258	1,383
	KING-1896	18 x 96	-	1,343	1,478
	KING-18108	18 x 108	-	1,771	1,947
	KING-18120	18 x 120	-	1,947	2,141
	KING-2430	24 x 30	-	790	867
	KING-2436	24 x 36	-	819	903
	KING-2442	24 x 42	-	837	921
	KING-2448	24 x 48	676	873	961
	KING-2454	24 x 54	-	910	1,000
	KING-2460	24 x 60	682	944	1,038
	KING-2466	24 x 66	-	1,059	1,163
	KING-2472	24 x 72	801	1,116	1,228
	KING-2478	24 x 78	-	1,167	1,286
	KING-2484	24 x 84	-	1,314	1,446
	KING-2496	24 x 96	-	1,435	1,580
	KING-24108	24 x 108	-	1,859	2,047
	KING-24120	24 x 120	-	2,006	2,207
	KING-3042	30 x 42	-	894	982
	KING-3048	30 x 48	-	944	1,038
	KING-3054	30 x 54	-	999	1,098
	KING-3060	30 x 60	743	1,058	1,162
	KING-3066	30 x 66	-	1,160	1,275
	KING-3072	30 x 72	935	1,239	1,362
	KING-3078	30 x 78	-	1,336	1,469
KING-3084	30 x 84	-	1,545	1,700	

TRAINING & TASK TABLES

**Kingston**

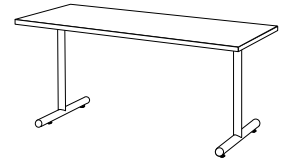
**CONFIGURE & PRICE**



	MODEL NUMBER	SIZE	BEST VALUE	OPTIONS+	5-DAY QS
Rectangle	KING-3096	30 x 96	-	1,645	1,810
	KING-30108	30 x 108	-	2,029	2,233
	KING-30120	30 x 120	-	2,216	2,438
	KING-3642-TL	36 x 42	-	1,002	1,104
	KING-3648-TL	36 x 48	-	1,058	1,162
	KING-3654-TL	36 x 54	-	1,107	1,217
	KING-3660-TL	36 x 60	-	1,190	1,310
	KING-3666-TL	36 x 66	-	1,343	1,478
	KING-3672-TL	36 x 72	-	1,391	1,531
	KING-3678-TL	36 x 78	-	1,548	1,704
	KING-3684-TL	36 x 84	-	1,655	1,821
	KING-3696-TL	36 x 96	-	1,755	1,928
Trapezoid	KING-1848-TRA	18 x 48	-	861	-
	KING-1860-TRA	18 x 60	-	909	-
	KING-1872-TRA	18 x 72	-	1,046	-
	KING-2448-TRA	24 x 48	-	909	-
	KING-2460-TRA	24 x 60	-	982	-
	KING-2472-TRA	24 x 72	-	1,159	-
	KING-3048-TRA	30 x 48	-	980	-
	KING-3060-TRA	30 x 60	-	1,106	-
	KING-3072-TRA	30 x 72	-	1,292	-
1/2 Round	KING-3618-HRD	18 x 36	-	869	-
	KING-4824-HRD	24 x 48	-	1,021	-
	KING-6030-HRD	30 x 60	-	1,241	-
	KING-7236-HRD	36 x 72	-	1,545	-
1/4 Round	KING-1818-QRD	18 x 18	-	870	-
	KING-2424-QRD	24 x 24	-	913	-
	KING-3030-QRD	30 x 30	-	1,019	-
	KING-3636-QRD	36 x 36	-	1,137	-
Crescent	KING-1872-CRE	18 x 48 x 72	-	1,482	-
	KING-1894-CRE	18 x 60 x 94	-	2,068	-
	KING-2472-CRE	24 x 48 x 72	-	1,482	-
	KING-2494-CRE	24 x 60 x 94	-	2,068	-
	KING-3072-CRE	30 x 48 x 72	-	1,482	-
	KING-3094-CRE	30 x 60 x 94	-	2,068	-

TRAINING & TASK TABLES

**Kingston Options**



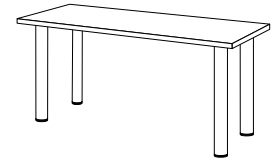
MODEL NUMBER	DESCRIPTION	ADD-ON	
		TABLES UP TO 84" LONG	TABLES 96"-120" LONG
-TL	T-Leg Option	-	-
-CL	C-Leg Option	-	-
-SLG	Self Leveling Glides	76	138
-CA	Casters	80	120
-FL	Folding Legs	522	783
-AH	Adjustable Height 26" to 36"	230	345
-AH42	Adjustable Height 36" to 42"	440	660
-CH	Counter Height 36"	134	201
-BH	Bar Height 42"	134	201
-CUSTHT1	Custom Height between 5" - 28.99"	144	216
-CUSTHT2	Custom Height between 29" - 42"	278	417

\*An Oversize Fee has been implemented by freight carriers for all LTL shipments for pallets 8' and over.  
 96"-108" - additional 250.00 | 109" -168" - additional 350.00 | Per custom pallet

TRAINING & TASK TABLES

**Kristina**

CONFIGURE & PRICE



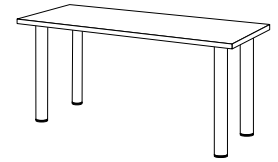
	MODEL NUMBER	SIZE	BEST VALUE	OPTIONS+	5-DAY QS
Rectangle	KRST-1824	18 x 24	-	1,288	1,416
	KRST-1830	18 x 30	-	1,310	1,440
	KRST-1836	18 x 36	-	1,325	1,456
	KRST-1842	18 x 42	-	1,360	1,496
	KRST-1848	18 x 48	-	1,403	1,543
	KRST-1854	18 x 54	-	1,420	1,564
	KRST-1860	18 x 60	1,210	1,441	1,585
	KRST-1866	18 x 66	-	1,520	1,672
	KRST-1872	18 x 72	1,284	1,567	1,724
	KRST-1878	18 x 78	-	2,140	2,354
	KRST-1884	18 x 84	-	2,279	2,506
	KRST-1896	18 x 96	-	2,357	2,593
	KRST-2430	24 x 30	-	1,343	1,512
	KRST-2436	24 x 36	-	1,375	1,547
	KRST-2442	24 x 42	-	1,406	1,585
	KRST-2448	24 x 48	1,244	1,441	1,623
	KRST-2454	24 x 54	-	1,475	1,656
	KRST-2460	24 x 60	1,243	1,505	1,775
	KRST-2466	24 x 66	-	1,612	1,833
	KRST-2472	24 x 72	1,352	1,667	2,411
	KRST-2478	24 x 78	-	2,192	2,562
	KRST-2484	24 x 84	-	2,329	2,686
	KRST-2496	24 x 96	-	2,442	1,608
	KRST-3042	30 x 42	-	1,460	1,656
	KRST-3048	30 x 48	-	1,505	1,714
	KRST-3054	30 x 54	-	1,559	1,773
	KRST-3060	30 x 60	1,296	1,611	1,879
	KRST-3066	30 x 66	-	1,709	1,961
	KRST-3072	30 x 72	1,478	1,782	2,581
	KRST-3078	30 x 78	-	2,345	2,800
	KRST-3084	30 x 84	-	2,546	2,902
	KRST-3096	30 x 96	-	2,637	1,720



TRAINING & TASK TABLES

**Kristina**

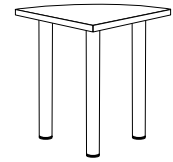
CONFIGURE & PRICE



	MODEL NUMBER	SIZE	BEST VALUE	OPTIONS+	5-DAY QS
Rectangle	KRST-3642	36 x 42	-	1,564	1,773
	KRST-3648	36 x 48	-	1,611	1,824
	KRST-3654	36 x 54	-	1,658	1,911
	KRST-3660	36 x 60	-	1,737	2,068
	KRST-3666	36 x 66	-	1,881	2,116
	KRST-3672	36 x 72	-	1,924	2,801
	KRST-3678	36 x 78	-	2,547	2,911
	KRST-3684	36 x 84	-	2,648	3,014
	KRST-3696	36 x 96	-	2,741	3,014
Round	KRST-24	24"	-	1,300	-
	KRST-30	30"	-	1,381	-
	KRST-36	36"	1,091	1,485	-
	KRST-42	42"	1,125	1,624	-
	KRST-48	48"	-	1,755	-
Square	KRST-2424	24 x 24	-	1,275	-
	KRST-3030	30 x 30	-	1,351	-
	KRST-3636	36 x 36	1,210	1,441	-
	KRST-4242	42 x 42	1,273	1,567	-
	KRST-4848	48 x 48	-	1,685	-
Trapezoid	KRST-1848-TRA	18 x 48	-	1,430	-
	KRST-1860-TRA	18 x 60	-	1,473	-
	KRST-1872-TRA	18 x 72	-	1,602	-
	KRST-2448-TRA	24 x 48	-	1,473	-
	KRST-2460-TRA	24 x 60	-	1,543	-
	KRST-2472-TRA	24 x 72	-	1,707	-
	KRST-3048-TRA	30 x 48	-	1,543	-
	KRST-3060-TRA	30 x 60	-	1,656	-
	KRST-3072-TRA	30 x 72	-	1,829	-
1/2 Round	KRST-3618-HRD	36 x 18	-	1,435	-
	KRST-4824-HRD	48 x 24	-	1,578	-
	KRST-6030-HRD	60 x 30	-	1,783	-
	KRST-7236-HRD	72 x 36	-	2,064	-

# Kristina

[CONFIGURE & PRICE](#)



	MODEL NUMBER	SIZE	BEST VALUE	OPTIONS+	5-DAY QS
1/4 Round	KRST-1818-QRD	18 x 18	-	1,197	-
	KRST-2424-QRD	24 x 24	-	1,241	-
	KRST-3030-QRD	30 x 30	-	1,489	-
	KRST-3636-QRD	36 x 36	-	1,444	-
Crescent	KRST-1872-CRE	18 x 48 x 72	-	1,973	-
	KRST-1894-CRE	18 x 60 x 94	-	2,996	-
	KRST-2472-CRE	24 x 48 x 72	-	1,973	-
	KRST-2494-CRE	24 x 60 x 94	-	2,996	-
	KRST-3072-CRE	30 x 48 x 72	-	1,973	-
	KRST-3094-CRE	30 x 60 x 94	-	2,996	-

## Kristina Options

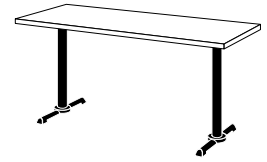
MODEL NUMBER	DESCRIPTION	ADD-ON	
		4-LEGS	6-LEGS
-CH	Counter Height 36"	176	264
-BH	Bar Height 42"	188	282

\*An Oversize Fee has been implemented by freight carriers for all LTL shipments for pallets 8' and over.  
 96"-108" - additional 250.00 | 109" -168" - additional 350.00 | Per custom pallet

TRAINING & TASK TABLES

**Portofino**

**CONFIGURE & PRICE**



	MODEL NUMBER	SIZE	BEST VALUE	OPTIONS+	5-DAY QS
Rectangle	PORT2-2442	24 x 42	-	687	755
	PORT2-2448	24 x 48	530	727	800
	PORT2-2454	24 x 54	-	766	843
	PORT2-2460	24 x 60	542	805	885
	PORT2-2466	24 x 66	-	930	1,022
	PORT2-2472	24 x 72	674	989	1,088
	PORT2-2478	24 x 78	-	1,101	1,211
	PORT2-2484	24 x 84	-	1,210	1,332
	PORT2-2496	24 x 96	-	1,342	1,476
	PORT2-3042	30 x 42	-	748	825
	PORT2-3048	30 x 48	-	805	885
	PORT2-3054	30 x 54	-	853	938
	PORT2-3060	30 x 60	612	927	1,019
	PORT2-3066	30 x 66	-	1,027	1,132
	PORT2-3072	30 x 72	822	1,126	1,238
	PORT2-3078	30 x 78	-	1,294	1,424
	PORT2-3084	30 x 84	-	1,464	1,610
	PORT2-3096	30 x 96	-	1,571	1,729

**Portofino Options**

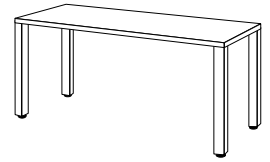
MODEL NUMBER	DESCRIPTION	ADD-ON
-SLG	Self Leveling Glides	184
-BH	Bar Height 42"	206

\*An Oversize Fee has been implemented by freight carriers for all LTL shipments for pallets 8' and over.  
96"-108" - additional 250.00 | 109" -168" - additional 350.00 | Per custom pallet

TRAINING & TASK TABLES

**Quatro**

CONFIGURE & PRICE

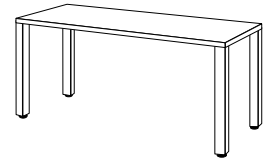


	MODEL NUMBER	SIZE	BEST VALUE	OPTIONS+	5-DAY QS
Rectangle	QUAT-1824	18 x 24	-	836	920
	QUAT-1830	18 x 30	-	863	948
	QUAT-1836	18 x 36	-	895	984
	QUAT-1842	18 x 42	-	931	1,024
	QUAT-1848	18 x 48	-	979	1,077
	QUAT-1854	18 x 54	-	1,004	1,106
	QUAT-1860	18 x 60	795	1,026	1,129
	QUAT-1866	18 x 66	-	1,120	1,231
	QUAT-1872	18 x 72	891	1,174	1,291
	QUAT-1878	18 x 78	-	1,371	1,507
	QUAT-1884	18 x 84	-	1,510	1,661
	QUAT-1896	18 x 96	-	1,605	1,697
	QUAT-2430	24 x 30	-	912	1,002
	QUAT-2436	24 x 36	-	944	1,038
	QUAT-2442	24 x 42	-	986	1,084
	QUAT-2448	24 x 48	829	1,026	1,129
	QUAT-2454	24 x 54	-	1,065	1,171
	QUAT-2460	24 x 60	839	1,102	1,212
	QUAT-2466	24 x 66	-	1,228	1,351
	QUAT-2472	24 x 72	976	1,291	1,420
	QUAT-2478	24 x 78	-	1,611	1,773
	QUAT-2484	24 x 84	-	1,571	1,797
	QUAT-2496	24 x 96	-	1,704	1,875
	QUAT-3042	30 x 42	-	1,049	1,153
	QUAT-3048	30 x 48	-	1,102	1,212
	QUAT-3054	30 x 54	-	1,164	1,279
	QUAT-3060	30 x 60	912	1,227	1,350
	QUAT-3066	30 x 66	-	1,339	1,473
	QUAT-3072	30 x 72	1,123	1,427	1,569
	QUAT-3078	30 x 78	-	1,656	1,822
	QUAT-3084	30 x 84	-	1,720	1,892
	QUAT-3096	30 x 96	-	1,934	2,126
	QUAT-3642	36 x 42	-	1,167	1,287
	QUAT-3648	36 x 48	-	1,227	1,350
	QUAT-3654	36 x 54	-	1,213	1,336
	QUAT-3660	36 x 60	-	1,375	1,512
QUAT-3666	36 x 66	-	1,544	1,697	

TRAINING & TASK TABLES

**Quatro**

**CONFIGURE & PRICE**



	MODEL NUMBER	SIZE	BEST VALUE	OPTIONS+	5-DAY QS
Rectangle	QUAT-3672	36 x 72	-	1,593	1,752
	QUAT-3678	36 x 78	-	1,798	1,979
	QUAT-3684	36 x 84	-	1,946	2,140
	QUAT-3696	36 x 96	-	2,054	2,259
Round	QUAT-24	24"	-	900	-
	QUAT-30	30"	-	1,001	-
	QUAT-36	36"	726	1,120	-
	QUAT-42	42"	783	1,281	-
	QUAT-48	48"	-	1,435	-
Square	QUAT-2424	24 x 24	-	871	-
	QUAT-3030	30 x 30	-	957	-
	QUAT-3636	36 x 36	835	1,066	-
	QUAT-4242	42 x 42	919	1,213	-
	QUAT-4848	48 x 48	-	1,356	-

**Quatro Options**

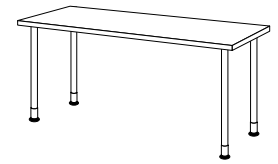
MODEL NUMBER	DESCRIPTION	ADD-ON	
		4-LEG	6-LEG
-CA	Casters	80	120
-BH	Bar Height 42"	268	402
-CUSTHT1	Custom Height between 5" - 28.99"	288	432
-CUSTHT2	Custom Height between 29" - 42"	556	834

\*An Oversize Fee has been implemented by freight carriers for all LTL shipments for pallets 8' and over.  
 96"-108" - additional 250.00 | 109"-168" - additional 350.00 | Per custom pallet

TRAINING & TASK TABLES

**Robot**

CONFIGURE & PRICE

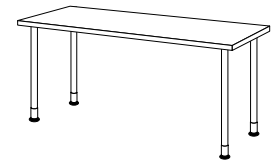


	MODEL NUMBER	SIZE	BEST VALUE	OPTIONS+	5-DAY QS
Rectangle	ROBT-1824	18 x 24	-	836	920
	ROBT-1830	18 x 30	-	863	948
	ROBT-1836	18 x 36	-	890	980
	ROBT-1842	18 x 42	-	931	1,024
	ROBT-1848	18 x 48	-	979	1,077
	ROBT-1854	18 x 54	-	1,004	1,106
	ROBT-1860	18 x 60	795	1,026	1,129
	ROBT-1866	18 x 66	-	1,120	1,231
	ROBT-1872	18 x 72	891	1,174	1,291
	ROBT-1878	18 x 78	-	1,310	1,440
	ROBT-1884	18 x 84	-	1,447	1,591
	ROBT-1896	18 x 96	-	1,544	1,697
	ROBT-2430	24 x 30	-	912	1,002
	ROBT-2436	24 x 36	-	943	1,037
	ROBT-2442	24 x 42	-	986	1,084
	ROBT-2448	24 x 48	829	1,026	1,129
	ROBT-2454	24 x 54	-	1,065	1,171
	ROBT-2460	24 x 60	839	1,102	1,212
	ROBT-2466	24 x 66	-	1,228	1,351
	ROBT-2472	24 x 72	976	1,291	1,420
	ROBT-2478	24 x 78	-	1,402	1,542
	ROBT-2484	24 x 84	-	1,510	1,661
	ROBT-2496	24 x 96	-	1,641	1,806
	ROBT-3042	30 x 42	-	1,049	1,153
	ROBT-3048	30 x 48	-	1,102	1,212
	ROBT-3054	30 x 54	-	1,164	1,279
	ROBT-3060	30 x 60	912	1,227	1,350
	ROBT-3066	30 x 66	-	1,339	1,473
	ROBT-3072	30 x 72	1,123	1,427	1,569
	ROBT-3078	30 x 78	-	1,594	1,754
	ROBT-3084	30 x 84	-	1,762	1,938
	ROBT-3096	30 x 96	-	1,871	2,060
	ROBT-3642	36 x 42	-	1,167	1,287
	ROBT-3648	36 x 48	-	1,217	1,350

TRAINING & TASK TABLES

**Robot**

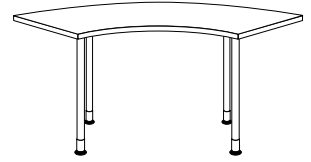
**CONFIGURE & PRICE**



	MODEL NUMBER	SIZE	BEST VALUE	OPTIONS+	5-DAY QS
Rectangle	ROBT-3654	36 x 54	-	1,227	1,338
	ROBT-3660	36 x 60	-	1,375	1,512
	ROBT-3666	36 x 66	-	1,544	1,697
	ROBT-3672	36 x 72	-	1,593	1,752
	ROBT-3678	36 x 78	-	1,737	1,911
	ROBT-3684	36 x 84	-	1,882	2,072
	ROBT-3696	36 x 96	-	1,991	2,190
Round	ROBT-24	24"	-	899	989
	ROBT-30	30"	-	999	1,100
	ROBT-36	36"	726	1,120	1,231
	ROBT-42	42"	783	1,281	1,413
	ROBT-48	48"	-	1,437	1,581
Square	ROBT-2424	24 x 24	-	871	957
	ROBT-3030	30 x 30	-	957	1,052
	ROBT-3636	36 x 36	888	1,119	1,230
	ROBT-4242	42 x 42	987	1,281	1,413
	ROBT-4848	48 x 48	-	1,435	1,578
Trapezoid	ROBT-1848-TRA	18 x 48	-	1,011	-
	ROBT-1860-TRA	18 x 60	-	1,060	-
	ROBT-1872-TRA	18 x 72	-	1,212	-
	ROBT-2448-TRA	24 x 48	-	1,060	-
	ROBT-2460-TRA	24 x 60	-	1,142	-
	ROBT-2472-TRA	24 x 72	-	1,336	-
	ROBT-3048-TRA	30 x 48	-	1,142	-
	ROBT-3060-TRA	30 x 60	-	1,279	-
	ROBT-3072-TRA	30 x 72	-	1,485	-
1/2 Round	ROBT-1836-HRD	18 x 36	-	1,022	-
	ROBT-2448-HRD	24 x 48	-	1,188	-
	ROBT-3060-HRD	30 x 60	-	1,430	-
	ROBT-3672-HRD	36 x 72	-	1,761	-
1/4 Round	ROBT-1818-QRD	18 x 18	-	823	-
	ROBT-2424-QRD	24 x 24	-	871	-
	ROBT-3030-QRD	30 x 30	-	982	-
	ROBT-3636-QRD	36 x 36	-	1,116	-

# Robot

[CONFIGURE & PRICE](#)



	MODEL NUMBER	SIZE	BEST VALUE	OPTIONS+	5-DAY QS
Crescent	ROBT-1872-CRE	18 x 48 x 72	-	1,652	-
	ROBT-1894-CRE	18 x 60 x 94	-	2,295	-
	ROBT-2472-CRE	24 x 48 x 72	-	1,652	-
	ROBT-2494-CRE	24 x 60 x 94	-	2,295	-
	ROBT-3072-CRE	30 x 48 x 72	-	1,652	-
	ROBT-3094-CRE	30 x 60 x 94	-	2,295	-

## Robot Options

MODEL NUMBER	DESCRIPTION	ADD-ON	
		4 LEGS	6 LEGS
-SC	Skate Casters	0	
-AH	Adjustable Height 26" - 36"	136	204
-CUSTHT1	Custom Height between 5" - 28.99"	288	432

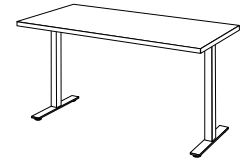
\*An Oversize Fee has been implemented by freight carriers for all LTL shipments for pallets 8' and over.  
 96"-108" - additional 250.00 | 109"-168" - additional 350.00 | Per custom pallet



TRAINING & TASK TABLES

**Sienna TL**

**CONFIGURE & PRICE**



	MODEL NUMBER	SIZE	BEST VALUE	OPTIONS+	5-DAY QS
Rectangle	SIEN-1TL-2436	24x36	-	1,115	1,227
	SIEN-1TL-2442	24x42	-	1,137	1,251
	SIEN-1TL-2448	24x48	979	1,176	1,294
	SIEN-1TL-2454	24x54	-	1,294	1,426
	SIEN-1TL-2460	24x60	1,074	1,336	1,470
	SIEN-1TL-2466	24x66	-	1,392	1,531
	SIEN-1TL-2472	24x72	1,126	1,441	1,586
	SIEN-1TL-2484	24x84	-	1,659	1,825
	SIEN-1TL-3036	30x36	-	1,149	1,265
	SIEN-1TL-3042	30x42	-	1,199	1,319
	SIEN-1TL-3048	30x48	-	1,254	1,380
	SIEN-1TL-3054	30x54	-	1,398	1,539
	SIEN-1TL-3060	30x60	1,143	1,458	1,604
	SIEN-1TL-3066	30x66	-	1,502	1,654
	SIEN-1TL-3072	30x72	1,273	1,578	1,736
	SIEN-1TL-3084	30x84	-	1,909	2,100
	SIEN-1TL-3648	36x48	-	1,377	1,516
	SIEN-1TL-3654	36x54	-	1,517	1,669
	SIEN-1TL-3660	36x60	-	1,609	1,771
	SIEN-1TL-3666	36x66	-	1,704	1,875
SIEN-1TL-3672	36x72	-	1,741	1,916	
SIEN-1TL-3684	36x84	-	1,911	2,103	

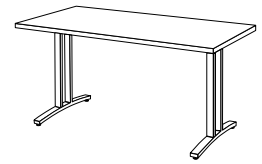
**Sienna TL Options**

MODEL NUMBER	DESCRIPTION	ADD-ON
-TL	T-Leg Option	-
-CL	C-Leg Option	-
-SC	Skate Casters	134
-BH	Bar Height 42"	136
-CUSTHT1	Custom Height between 5" - 28.99"	144
-CUSTHT2	Custom Height between 29" - 42"	278

TRAINING & TASK TABLES

## Structure 2TL

CONFIGURE & PRICE

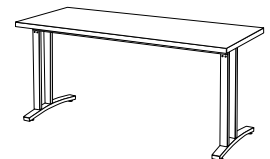


	MODEL NUMBER	SIZE	BEST VALUE	OPTIONS+	5-DAY QS
Rectangle	STRU-2T-1848	18 x 48*	-	1,119	1,230
	STRU-2T-1860	18 x 60*	1,011	1,242	1,367
	STRU-2T-1872	18 x 72*	1,053	1,336	1,470
	STRU-2T-2436	24 x 36	-	1,125	1,236
	STRU-2T-2442	24 x 42	-	1,166	1,285
	STRU-2T-2448	24 x 48	1,015	1,212	1,335
	STRU-2T-2454	24 x 54	-	1,279	1,406
	STRU-2T-2460	24 x 60	1,117	1,379	1,518
	STRU-2T-2466	24 x 66	-	1,464	1,610
	STRU-2T-2472	24 x 72	1,253	1,568	1,726
	STRU-2T-3036	30 x 36	-	1,151	1,267
	STRU-2T-3042	30 x 42	-	1,217	1,338
	STRU-2T-3048	30 x 48	-	1,274	1,401
	STRU-2T-3054	30 x 54	-	1,343	1,477
	STRU-2T-3060	30 x 60	1,113	1,428	1,571
	STRU-2T-3066	30 x 66	-	1,530	1,683
	STRU-2T-3072	30 x 72	1,329	1,633	1,797

TRAINING & TASK TABLES

## Structure 2CL

CONFIGURE & PRICE

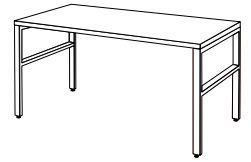


	MODEL NUMBER	SIZE	BEST VALUE	OPTIONS+	5-DAY QS
Rectangle	STRU-2C-2436	24 x 36	-	1,119	1,230
	STRU-2C-2442	24 x 42	-	1,166	1,285
	STRU-2C-2448	24 x 48	1,015	1,212	1,335
	STRU-2C-2454	24 x 54	-	1,279	1,406
	STRU-2C-2460	24 x 60	1,117	1,379	1,518
	STRU-2C-2466	24 x 66	-	1,464	1,610
	STRU-2C-2472	24 x 72	1,253	1,568	1,726
	STRU-2C-3036	30 x 36	-	1,151	1,267
	STRU-2C-3042	30 x 42	-	1,217	1,338
	STRU-2C-3048	30 x 48	-	1,274	1,401
	STRU-2C-3054	30 x 54	-	1,343	1,477
	STRU-2C-3060	30 x 60	1,113	1,428	1,571
	STRU-2C-3066	30 x 66	-	1,530	1,683
	STRU-2C-3072	30 x 72	1,329	1,633	1,797

TRAINING & TASK TABLES

# Structure H

[CONFIGURE & PRICE](#)

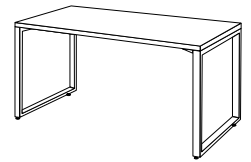


	MODEL NUMBER	SIZE	BEST VALUE	OPTIONS+	5-DAY QS
Rectangle	STRU-H-2436	24 x 36	-	1,128	1,242
	STRU-H-2442	24 x 42	-	1,150	1,266
	STRU-H-2448	24 x 48	996	1,193	1,312
	STRU-H-2454	24 x 54	-	1,234	1,357
	STRU-H-2460	24 x 60	1,098	1,360	1,496
	STRU-H-2466	24 x 66	-	1,415	1,557
	STRU-H-2472	24 x 72	1,152	1,467	1,614
	STRU-H-3036	30 x 36	-	1,225	1,349
	STRU-H-3042	30 x 42	-	1,279	1,406
	STRU-H-3048	30 x 48	-	1,337	1,472
	STRU-H-3054	30 x 54	-	1,406	1,547
	STRU-H-3060	30 x 60	1,230	1,545	1,700
	STRU-H-3066	30 x 66	-	1,596	1,755
	STRU-H-3072	30 x 72	1,367	1,671	1,839

TRAINING & TASK TABLES

# Structure Square

[CONFIGURE & PRICE](#)



	MODEL NUMBER	SIZE	BEST VALUE	OPTIONS+	5-DAY QS
Rectangle	STRU-SQ-2436	24 x 36	-	1,190	1,310
	STRU-SQ-2442	24 x 42	-	1,213	1,336
	STRU-SQ-2448	24 x 48	1,058	1,255	1,381
	STRU-SQ-2454	24 x 54	-	1,300	1,430
	STRU-SQ-2460	24 x 60	1,159	1,421	1,566
	STRU-SQ-2466	24 x 66	-	1,479	1,628
	STRU-SQ-2472	24 x 72	1,214	1,529	1,682
	STRU-SQ-3036	30 x 36	-	1,288	1,416
	STRU-SQ-3042	30 x 42	-	1,343	1,477
	STRU-SQ-3048	30 x 48	-	1,402	1,542
	STRU-SQ-3054	30 x 54	-	1,470	1,616
	STRU-SQ-3060	30 x 60	1,295	1,610	1,771
	STRU-SQ-3066	30 x 66	-	1,657	1,823
	STRU-SQ-3072	30 x 72	1,432	1,736	1,910


ZIA Training



[CONFIGURE & PRICE](#)

H	SHAPE	MODEL NUMBER	SIZE	FOOT TYPE	GLIDES OR CASTERS	BEST VALUE	OPTIONS+
29"	RECTANGLE	ZIA-T25	24 x 48	T	GLIDES	825	1,022
		ZIA-T27	24 x 60			831	1,094
		ZIA-T29	24 x 72			950	1,265
		ZIA-T31	24 x 84			-	1,463
		ZIA-T33	30 x 48			-	1,094
		ZIA-T35	30 x 60			892	1,207
		ZIA-T37	30 x 72			1,084	1,389
		ZIA-T39	30 x 84			-	1,571
		ZIA-T41	24 x 48	T	CASTERS	913	1,110
		ZIA-T43	24 x 60			919	1,182
		ZIA-T45	24 x 72			1,038	1,353
		ZIA-T47	24 x 84			-	1,551
		ZIA-T49	30 x 48			-	1,182
		ZIA-T51	30 x 60			980	1,295
		ZIA-T53	30 x 72			1,172	1,477
		ZIA-T55	30 x 84			-	1,659
		ZIA-T26	24 x 48	C	GLIDES	825	1,022
		ZIA-T28	24 x 60			831	1,094
		ZIA-T30	24 x 72			950	1,265
		ZIA-T32	24 x 84			-	1,463
		ZIA-T34	30 x 48			-	1,094
		ZIA-T36	30 x 60			892	1,207
		ZIA-T38	30 x 72			1,084	1,389
		ZIA-T40	30 x 84			-	1,571
		ZIA-T42	24 x 48	C	CASTERS	913	1,110
		ZIA-T44	24 x 60			919	1,182
		ZIA-T46	24 x 72			1,038	1,353
		ZIA-T48	24 x 84			-	1,551
ZIA-T50	30 x 48	-	1,182				
ZIA-T52	30 x 60	980	1,295				
ZIA-T54	30 x 72	1,172	1,477				
ZIA-T56	30 x 84	-	1,659				

ZIA Training

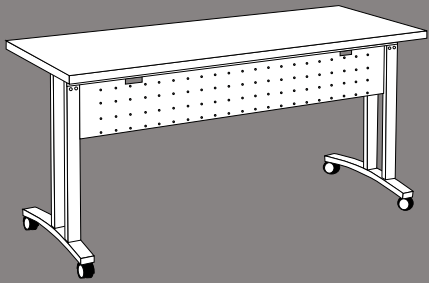


[CONFIGURE & PRICE](#)

H	SHAPE	MODEL NUMBER	SIZE	FOOT TYPE	GLIDES OR CASTERS	BEST VALUE	OPTIONS+
36"	RECTANGLE	ZIA-T57	24 x 48	T	GLIDES	861	1,059
		ZIA-T59	24 x 60			868	1,130
		ZIA-T61	24 x 72			986	1,301
		ZIA-T63	24 x 84			-	1,500
		ZIA-T65	30 x 48			-	1,130
		ZIA-T67	30 x 60			929	1,244
		ZIA-T69	30 x 72			1,121	1,425
		ZIA-T71	30 x 84			-	1,608
	RECTANGLE	ZIA-T58	24 x 48	C	GLIDES	861	1,059
		ZIA-T60	24 x 60			868	1,130
		ZIA-T62	24 x 72			986	1,301
		ZIA-T64	24 x 84			-	1,500
		ZIA-T66	30 x 48			-	1,130
		ZIA-T68	30 x 60			929	1,244
		ZIA-T70	30 x 72			1,121	1,425
		ZIA-T72	30 x 84			-	1,608
42"	RECTANGLE	ZIA-T73	24 x 48	T	GLIDES	872	1,069
		ZIA-T75	24 x 60			878	1,141
		ZIA-T77	24 x 72			997	1,312
		ZIA-T79	24 x 84			-	1,510
		ZIA-T81	30 x 48			-	1,141
		ZIA-T83	30 x 60			939	1,254
		ZIA-T85	30 x 72			1,131	1,436
		ZIA-T87	30 x 84			-	1,619
	RECTANGLE	ZIA-T74	24 x 48	C	GLIDES	872	1,069
		ZIA-T76	24 x 60			878	1,141
		ZIA-T78	24 x 72			997	1,312
		ZIA-T80	24 x 84			-	1,510
		ZIA-T82	30 x 48			-	1,141
		ZIA-T84	30 x 60			939	1,254
		ZIA-T86	30 x 72			1,131	1,436
		ZIA-T88	30 x 84			-	1,619

## Accessories for Training & Task Tables

OPTION	DESCRIPTION	PRICE
Modesty Panels	PET, Perforated Steel, Laminate, Frosted Acrylic	<p style="text-align: center;">Visit <a href="http://specialt.net">specialt.net</a></p>
Privacy Screens	PET, Frosted Acrylic, Clear Plexiglas	
Grommets	Round or Rectangle	
Power & Data Man	Burele, EZ Power, Ashley Duo Air, Cove, Dean, Nacre, Node, Mho B, Villa, Qi Wireless Charger	
Wire Management	Loop Clips, Velcro Loop, Cable Grip, J-Shape Wire Channel, Snap Wire Channel, Wire Tough, Wire Tray, 1" Wire Channel, Magnetic Channel, Adjustable Spine	
Table Connector	Quick Align	
Chairs	Task, Stacking, Flipper, Sled	
Monitor Arms	Single, Dual, Single Arm with Cross Bar	

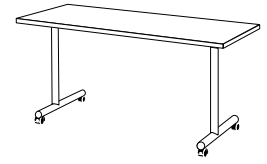


## FLIP & NEST TABLES

FLIP & NEST TABLES

**Kingston Flip**

**CONFIGURE & PRICE**

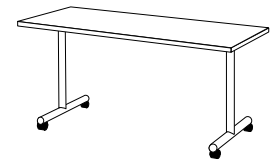


	MODEL NUMBER	SIZE	BEST VALUE	OPTIONS+	5-DAY QS
Rectangle	KINGFLIP-1848	18 x 48	-	1,116	1,517
	KINGFLIP-1854	18 x 54	-	1,149	1,552
	KINGFLIP-1860	18 x 60	979	1,182	1,589
	KINGFLIP-1866	18 x 66	-	1,212	1,622
	KINGFLIP-1872	18 x 72	999	1,263	1,679
	KINGFLIP-1884	18 x 84	-	1,372	1,798
	KINGFLIP-2448	24 x 48	960	1,158	1,564
	KINGFLIP-2454	24 x 54	-	1,210	1,621
	KINGFLIP-2460	24 x 60	995	1,257	1,672
	KINGFLIP-2466	24 x 66	-	1,318	1,739
	KINGFLIP-2472	24 x 72	1,063	1,378	1,805
	KINGFLIP-2484	24 x 84	-	1,507	1,946
	KINGFLIP-3048	30 x 48	-	1,232	1,645
	KINGFLIP-3054	30 x 54	-	1,306	1,726
	KINGFLIP-3060	30 x 60	1,063	1,378	1,805
	KINGFLIP-3066	30 x 66	-	1,445	1,877
	KINGFLIP-3072	30 x 72	1,204	1,508	1,947
	KINGFLIP-3084	30 x 84	-	1,654	2,108

FLIP & NEST TABLES

**Kingston Flip-C**

**CONFIGURE & PRICE**



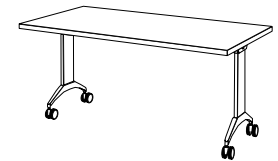
	MODEL NUMBER	SIZE	BEST VALUE	OPTIONS+	5-DAY QS
Rectangle	KINGFLIP-C-1848	18 x 48	-	1,116	1,517
	KINGFLIP-C-1860	18 x 60	979	1,182	1,589
	KINGFLIP-C-1872	18 x 72	999	1,263	1,679
	KINGFLIP-C-2448	24 x 48	960	1,158	1,564
	KINGFLIP-C-2460	24 x 60	995	1,257	1,672
	KINGFLIP-C-2472	24 x 72	1,063	1,378	1,805
	KINGFLIP-C-3048	30 x 48	-	1,232	1,645
	KINGFLIP-C-3060	30 x 60	1,063	1,378	1,805
	KINGFLIP-C-3072	30 x 72	1,204	1,508	1,947



FLIP & NEST TABLES

**LINK**

CONFIGURE & PRICE

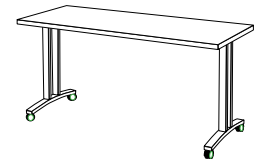


	MODEL NUMBER	SIZE	BEST VALUE	OPTIONS+	5-DAY QS
Rectangle	LINK-2436	24 x 36	-	1,075	1,472
	LINK-2442	24 x 42	-	1,191	1,599
	LINK-2448	24 x 48	1,024	1,222	1,632
	LINK-2454	24 x 54	-	1,297	1,717
	LINK-2460	24 x 60	1,052	1,314	1,735
	LINK-2466	24 x 66	-	1,412	1,843
	LINK-2472	24 x 72	1,144	1,459	1,895
	LINK-2478	24 x 78	-	1,598	2,048
	LINK-3042	30 x 42	-	1,253	1,667
	LINK-3048	30 x 48	-	1,314	1,735
	LINK-3054	30 x 54	-	1,397	1,825
	LINK-3060	30 x 60	1,129	1,444	1,878
	LINK-3066	30 x 66	-	1,550	1,995
	LINK-3072	30 x 72	1,332	1,636	2,089
	LINK-3078	30 x 78	-	1,759	2,225
	LINK-3648	36 x 48	-	1,412	1,843
	LINK-3654	36 x 54	-	1,536	1,979
	LINK-3660	36 x 60	-	1,574	2,021
	LINK-3666	36 x 66	-	1,698	2,156
	LINK-3672	36 x 72	-	1,759	2,225
LINK-3678	36 x 78	-	1,858	2,334	
Trapezoid	LINK-3060-TRA	30 x 60	-	1,690	-
	LINK-3072-TRA	30 x 72	-	1,941	-
	LINK-3672-TRA	36 x 72	-	1,974	-
1/2 Round	LINK-3060-HRD	30 x 60	-	1,545	-
	LINK-3672-HRD	36 x 72	-	1,698	-
Crescent	LINK-2448-CRE	24 x 48 x 75	-	2,274	-
	LINK-2460-CRE	24 x 60 x 94	-	2,451	-
	LINK-3048-CRE	30 x 48 x 75	-	2,486	-
	LINK-3060-CRE	30 x 60 x 94	-	2,620	-
1/4 Round	LINK-2424-QRD	24 x 24	-	429	-
	LINK-3030-QRD	30 x 30	-	544	-
Presentation	LINK-2449-PRE	24 x 49	-	1,444	-
	LINK-3061-PRE	30 x 61	-	1,729	-

FLIP & NEST TABLES

## Structure Flip Top T

CONFIGURE & PRICE

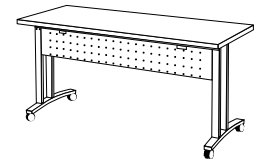


	MODEL NUMBER	SIZE	BEST VALUE	OPTIONS+	5-DAY QS
<b>Without Modesty Panel</b>					
Rectangle	STRU-FT-T-2448	24 x 48	1,277	1,475	1,911
	STRU-FT-T-2460	24 x 60	1,297	1,560	2,004
	STRU-FT-T-2472	24 x 72	1,329	1,644	2,098
	STRU-FT-T-3048	30 x 48	-	1,579	2,027
	STRU-FT-T-3060	30 x 60	1,424	1,739	2,201
	STRU-FT-T-3072	30 x 72	1,551	1,856	2,330
	STRU-FT-T-3648	36 x 48	-	1,688	2,146
	STRU-FT-T-3660	36 x 60	-	1,866	2,341
Round	STRU-FT-T-3672	36 x 72	-	2,002	2,491
	STRU-FT-T-60	60"	-	3,010	3,599

FLIP & NEST TABLES

## Structure Flip Top C

CONFIGURE & PRICE

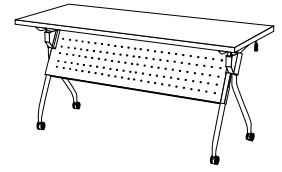


	MODEL NUMBER	SIZE	BEST VALUE	OPTIONS+	5-DAY QS
<b>With Built-in Steel Modesty Panel</b>					
Rectangle	STRU-FT-C-2448	24 x 48	1,456	1,653	2,107
	STRU-FT-C-2460	24 x 60	1,517	1,779	2,245
	STRU-FT-C-2472	24 x 72	1,605	1,920	2,402
	STRU-FT-C-3048	30 x 48	-	1,730	2,192
	STRU-FT-C-3060	30 x 60	1,643	1,958	2,443
	STRU-FT-C-3072	30 x 72	1,884	2,189	2,696

FLIP & NEST TABLES

**Transform 2**

**CONFIGURE & PRICE**



MODEL NUMBER	SIZE	BEST VALUE	OPTIONS+	5-DAY QS
--------------	------	------------	----------	----------

**With Built-in Steel Modesty Panel**

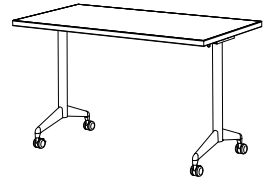
Rectangle	<b>TRNF2-1848</b>	18 x 48	-	735	1,098
	<b>TRNF2-1860</b>	18 x 60	597	828	1,199
	<b>TRNF2-1872</b>	18 x 72	666	950	1,335
	<b>TRNF2-2448</b>	24 x 48	599	796	1,165
	<b>TRNF2-2460</b>	24 x 60	626	889	1,267
	<b>TRNF2-2472</b>	24 x 72	678	973	1,360

FLIP & NEST TABLES

**Accessories for Flip & Nest Tables**

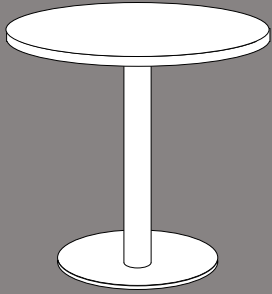
OPTION	DESCRIPTION	PRICE
Modesty Panels	PET, Laminate, Frosted Acrylic	Visit <a href="https://specialt.net">specialt.net</a>
Grommets	Round or Rectangle	
Power & Data Management	Burele, EZ Power, Ashley Duo Air, Cove, Dean, Nacre, Node, Mo B, Villa, Qi Wireless Charger	
Wire Management	Loop Clips, Velcro Loop, Cable Grip, J-Shape Wire Channel, Snap Wire Channel, 1" Wire Channel	
Table Connector	LINK Connector	
Chairs	Task, Stacking, Flipper, Sled	

# ZIA Flip & Nest



[CONFIGURE & PRICE](#)

H	SHAPE	MODEL NUMBER	SIZE	FOOT TYPE	STANDARD INSET	BEST VALUE	OPTIONS+
29"	RECTANGLE	ZIA-T01	24 x 48	T	STANDARD	1,173	1,371
		ZIA-T03	24 x 60			1,116	1,378
		ZIA-T05	24 x 72			1,316	1,631
		ZIA-T07	24 x 84			-	1,827
		ZIA-T09	30 x 48			-	1,473
		ZIA-T11	30 x 60			1,300	1,615
		ZIA-T13	30 x 72			1,522	1,826
		ZIA-T15	30 x 84			-	2,037
		ZIA-T17	24 x 60	T	INSET	1,116	1,378
		ZIA-T19	24 x 72			1,316	1,631
		ZIA-T21	30 x 60			1,300	1,615
		ZIA-T23	30 x 72			1,522	1,826
		ZIA-T02	24 x 48	C	STANDARD	-	1,371
		ZIA-T04	24 x 60			1,116	1,378
		ZIA-T06	24 x 72			1,316	1,631
		ZIA-T08	24 x 84			-	1,827
		ZIA-T10	30 x 48			-	1,473
		ZIA-T12	30 x 60			1,300	1,615
		ZIA-T14	30 x 72			1,522	1,826
		ZIA-T16	30 x 84			-	2,037
		ZIA-T18	24 x 60	C	INSET	1,116	1,378
		ZIA-T20	24 x 72			1,316	1,631
		ZIA-T22	30 x 60			1,300	1,615
		ZIA-T24	30 x 72			1,522	1,826



HOSPITALITY,  
BREAKROOM & CAFÉ  
TABLES

HOSPITALITY | BREAKROOM & CAFÉ TABLES

**Bedford**

CONFIGURE & PRICE



	MODEL NUMBER	SIZE	BEST VALUE	OPTIONS+	5-DAY QS
Round	<b>BDFD-42</b>	42"	910	1,409	1,552
	<b>BDFD-48</b>	48"	-	1,570	1,729
	<b>BDFD-54</b>	54"	-	2,035	2,238
	<b>BDFD-60</b>	60"	-	2,085	2,293
	<b>BDFD-66</b>	66"	-	2,201	2,421
	<b>BDFD-72</b>	72"	-	3,376	3,714
Square	<b>BDFD-4242</b>	42 x 42	1,056	1,350	1,485
	<b>BDFD-4848</b>	48 x 48	-	1,512	1,666
	<b>BDFD-5454</b>	54 x 54	-	1,764	1,943
	<b>BDFD-6060</b>	60 x 60	-	1,978	2,176

**Bedford Options**

MODEL NUMBER	DESCRIPTION	ADD-ON
<b>-CA</b>	Casters	80
<b>-SLG</b>	Self Leveling Glides	92
<b>-BH</b>	Bar Height 42"	268
<b>-CUSTHT1</b>	Custom Height between 5" - 29" *	288
<b>-CUSTHT2</b>	Custom Height between 29" - 42" *	524

\* Not available for 66" and 72" tables

BREAKROOM & CAFÉ TABLES

**Bistro**

CONFIGURE & PRICE



	MODEL NUMBER	SIZE	BEST VALUE	OPTIONS+	5-DAY QS
Round	<b>BSTR-24</b>	24"	-	900	993
	<b>BSTR-30</b>	30"	-	982	1,082
	<b>BSTR-36</b>	36"	1,180	1,266	1,394
Square	<b>BSTR-2424</b>	24 x 24	-	874	961
	<b>BSTR-3030</b>	30 x 30	-	951	1,045
	<b>BSTR-3636</b>	36 x 36	1,180	1,223	1,344

**Bistro Options**

MODEL NUMBER	DESCRIPTION	ADD-ON
<b>-BH</b>	Bar Height 42"	90

# Cantina

[CONFIGURE & PRICE](#)



	MODEL NUMBER	SIZE	BEST VALUE	OPTIONS+	5-DAY QS
Round	CTNA2-24	24"	-	593	654
	CTNA2-30	30"	-	690	760
	CTNA2-36	36"	512	906	996
	CTNA2-42	42"	686	1,185	1,304
	CTNA2-48	48"	-	1,338	1,473
	CTNA2-54	54"	-	1,462	1,609
Square	CTNA2-2424	24 x 24	-	560	617
	CTNA2-3030	30 x 30	-	651	719
	CTNA2-3636	36 x 36	624	855	939
	CTNA2-4242	42 x 42	825	1,119	1,231
	CTNA2-4848	48 x 48	-	1,258	1,383
	CTNA2-5454	54 x 54	-	1,413	1,552

## Cantina-2 Options

MODEL NUMBER	DESCRIPTION	ADD-ON
-BH	Bar Height 42"	103
-FR*	Foot Ring	110
-SLG	Self Leveling Glides for 24" and 30" tables	80
-SLG	Self Leveling Glides for 36" and 54" tables	100

\* Available only with Bar Height option

**ClassiX**

**CONFIGURE & PRICE**



	MODEL NUMBER	SIZE	BEST VALUE	OPTIONS+	5-DAY QS
Round	CLSX-24	24"	-	670	739
	CLSX-30	30"	-	769	846
	CLSX-36	36"	494	888	977
	CLSX-42	42"	552	1,050	1,159
	CLSX-48	48"	-	1,209	1,331
Square	CLSX-2424	24 x 24	-	641	703
	CLSX-3030	30 x 30	-	732	805
	CLSX-3636	36 x 36	608	839	922
	CLSX-4242	42 x 42	696	990	1,089
	CLSX-4848	48 x 48	-	1,131	1,244
Rectangle	CLSX-2430	24 x 30	-	732	805
	CLSX-2436	24 x 36	-	839	922
	CLSX-2442	24 x 42	-	989	1,089
	CLSX-2448	24 x 48	934	1,131	1,244
	CLSX-3036	30 x 36	-	839	922
	CLSX-3042	30 x 42	-	1,015	1,119
	CLSX-3048	30 x 48	-	1,181	1,298
	CLSX-3642	36 x 42	-	1,150	1,265
	CLSX-3648	36 x 48	-	1,266	1,446
CLSX-4248	42 x 48	-	1,315	1,393	

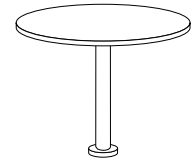
**ClassiX Options**

MODEL NUMBER	DESCRIPTION	ADD-ON
-BH	Bar Height 42"	67
-FT	Flip Top - Quick Flip (Select sizes only)	252
-CA	Casters	80
-SLG	Self Leveling Glides	92
-CUSTHT1	Custom Height between 5" - 28.99"	72
-CUSTHT2	Custom Height between 29" - 42"	139



**Floor Mounted**

**CONFIGURE & PRICE**



	MODEL NUMBER	SIZE	BEST VALUE	OPTIONS+	5-DAY QS
Round	FLOOR-24	24"	-	603	663
	FLOOR-30	30"	-	681	750
	FLOOR-36	36"	357	751	828
Square	FLOOR-2424	24 x 24	-	564	621
	FLOOR-3030	30 x 30	-	645	710
	FLOOR-3636	36 x 36	532	763	840
Rectangle	FLOOR-2430-RT	24 x 30	-	599	659
	FLOOR-2436-RT	24 x 36	-	633	696
	FLOOR-2442-RT	24 x 42	-	653	719
	FLOOR-2448-RT	24 x 48	684	881	969
	FLOOR-2454-RT	24 x 54	-	917	1,010
	FLOOR-2460-RT	24 x 60	693	956	1,050
	FLOOR-2466-RT	24 x 66	-	1,013	1,115
	FLOOR-2472-RT	24 x 72	742	1,057	1,163
	FLOOR-2484-RT	24 x 84	-	1,476	1,624
	FLOOR-2496-RT	24 x 96	-	1,596	1,755
	FLOOR-3036-RT	30 x 36	-	662	728
	FLOOR-3042-RT	30 x 42	-	707	779
	FLOOR-3048-RT	30 x 48	-	805	885
	FLOOR-3054-RT	30 x 54	-	1,010	1,109
	FLOOR-3060-RT	30 x 60	745	1,060	1,166
	FLOOR-3066-RT	30 x 66	-	1,113	1,225
	FLOOR-3072-RT	30 x 72	873	1,178	1,294
	FLOOR-3084-RT	30 x 84	-	1,706	1,876
	FLOOR-3096-RT	30 x 96	-	1,805	1,985
	FLOOR-3642-RT	36 x 42	-	812	893
	FLOOR-3648-RT	36 x 48	-	1,057	1,163
	FLOOR-3654-RT	36 x 54	-	1,106	1,216
	FLOOR-3660-RT	36 x 60	-	1,193	1,312
	FLOOR-3666-RT	36 x 66	-	1,298	1,428
FLOOR-3672-RT	36 x 72	-	1,331	1,463	
FLOOR-3684-RT	36 x 84	-	1,813	1,995	
FLOOR-3696-RT	36 x 96	-	1,911	2,103	

MODEL NUMBER	DESCRIPTION	ADD-ON PER COLUMN
-CH	Counter Height 36"	67
-BH	Bar Height 42"	67
-CUSTHT1	Custom Height between 5" - 28.99"	72
-CUSTHT2	Custom Height between 29" - 42"	139

HOSPITALITY | BREAKROOM & CAFÉ TABLES

**Mount**

[CONFIGURE & PRICE](#)



	MODEL NUMBER	SIZE	BEST VALUE	OPTIONS+	5-DAY QS
Round	MONT-24	24"	-	680	747
	MONT-30	30"	-	763	840
	MONT-36	36"	469	863	948
Square	MONT-2424	24 x 24	-	654	720
	MONT-3030	30 x 30	-	731	804
	MONT-3636	36 x 36	588	819	900

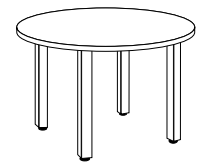
**Mount Options**

MODEL NUMBER	DESCRIPTION	ADD-ON
- BH	Bar Height 42"	90

BREAKROOM & CAFÉ TABLES

**Quatro**

[CONFIGURE & PRICE](#)



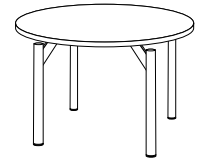
	MODEL NUMBER	SIZE	BEST VALUE	OPTIONS+	5-DAY QS
Round	QUAT-24	24"	-	900	-
	QUAT-30	30"	-	1,001	-
	QUAT-36	36"	726	1,120	-
	QUAT-42	42"	783	1,281	-
	QUAT-48	48"	-	1,435	-
Square	QUAT-2424	24 x 24	-	871	-
	QUAT-3030	30 x 30	-	957	-
	QUAT-3636	36 x 36	835	1,066	-
	QUAT-4242	42 x 42	919	1,213	-
	QUAT-4848	48 x 48	-	1,356	-

**Quatro Options**

MODEL NUMBER	DESCRIPTION	ADD-ON
-CA	Casters	80
-BH	Bar Height 42"	268
-CUSTHT1	Custom Height between 5" - 28.99"	288
-CUSTHT2	Custom Height between 29" - 42"	556

Reveal

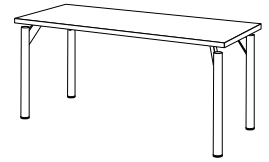
CONFIGURE & PRICE



	MODEL NUMBER	SIZE	BEST VALUE	OPTIONS+	5-DAY QS
Round	REVL-24	24"	-	999	1,100
	REVL-30	30"	-	1,098	1,208
	REVL-36	36"	815	1,209	1,332
	REVL-42	42"	863	1,361	1,497
	REVL-48	48"	-	1,528	1,680
Square	REVL-2424	24 x 24	-	957	1,052
	REVL-3030	30 x 30	-	1,059	1,165
	REVL-3636	36 x 36	928	1,159	1,276
	REVL-4242	42 x 42	1,017	1,311	1,440
	REVL-4848	48 x 48	-	1,463	1,609
Rectangle	REVL-1824	18 x 24	-	817	898
	REVL-1830	18 x 30	-	843	929
	REVL-1836	18 x 36	-	874	961
	REVL-1842	18 x 42	-	911	1,002
	REVL-1848	18 x 48	-	959	1,054
	REVL-1854	18 x 54	-	982	1,082
	REVL-1860	18 x 60	776	1,007	1,107
	REVL-1866	18 x 66	-	1,100	1,211
	REVL-1872	18 x 72	868	1,151	1,267
	REVL-1878	18 x 78	-	1,289	1,417
	REVL-1884	18 x 84	-	1,430	1,573
	REVL-1896	18 x 96	-	1,525	1,678
	REVL-2430	24 x 30	-	890	980
	REVL-2436	24 x 36	-	922	1,014
	REVL-2442	24 x 42	-	968	1,065
	REVL-2448	24 x 48	810	1,007	1,107
	REVL-2454	24 x 54	-	1,044	1,148
	REVL-2460	24 x 60	821	1,083	1,190
	REVL-2466	24 x 66	-	1,209	1,332
	REVL-2472	24 x 72	953	1,268	1,398
REVL-2478	24 x 78	-	1,379	1,519	
REVL-2484	24 x 84	-	1,489	1,640	
REVL-2496	24 x 96	-	1,623	1,784	

**Reveal**

**CONFIGURE & PRICE**



	MODEL NUMBER	SIZE	BEST VALUE	OPTIONS+	5-DAY QS
Rectangle	REVL-3042	30 x 42	-	1,027	1,132
	REVL-3048	30 x 48	-	1,083	1,190
	REVL-3054	30 x 54	-	1,147	1,262
	REVL-3060	30 x 60	893	1,208	1,328
	REVL-3066	30 x 66	-	1,319	1,454
	REVL-3072	30 x 72	1,101	1,405	1,547
	REVL-3078	30 x 78	-	1,577	1,735
	REVL-3084	30 x 84	-	1,743	1,920
	REVL-3096	30 x 96	-	1,852	2,036
	REVL-3642	36 x 42	-	1,149	1,264
	REVL-3648	36 x 48	-	1,208	1,328
	REVL-3654	36 x 54	-	1,276	1,404
	REVL-3660	36 x 60	-	1,352	1,488
	REVL-3666	36 x 66	-	1,525	1,678
	REVL-3672	36 x 72	-	1,574	1,733
	REVL-3678	36 x 78	-	1,717	1,889
	REVL-3684	36 x 84	-	1,865	2,051
	REVL-3696	36 x 96	-	1,974	2,171

**Reveal Options**

MODEL NUMBER	DESCRIPTION	ADD-ON
-SLG	Self Leveling Glides	92
-CUSTHT1	Custom Height between 5" - 28.99"	288

\*An Oversize Fee has been implemented by freight carriers for all LTL shipments for pallets 8' and over.  
96"-108" - additional 250.00 | 109" -168" - additional 350.00 | Per custom pallet

HOSPITALITY | BREAKROOM & CAFÉ TABLES

**Sienna Round**

[CONFIGURE & PRICE](#)

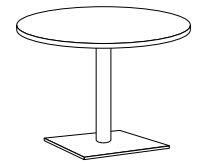


	MODEL NUMBER	SIZE	BEST VALUE	OPTIONS+	5-DAY QS
Round	SIEN-24	24"	-	857	942
	SIEN-30	30"	-	899	989
	SIEN-36	36"	893	982	1,082
	SIEN-42	42"	898	1,325	1,456
	SIEN-48	48"	-	1,386	1,527
Square	SIEN-2424	24 x 24	-	943	1,037
	SIEN-3030	30 x 30	-	1,013	1,115
	SIEN-3636	36 x 36	975	1,206	1,326
	SIEN-4242	42 x 42	1,008	1,302	1,432
	SIEN-4848	48 x 48	-	1,363	1,501

HOSPITALITY | BREAKROOM & CAFÉ TABLES

**Sienna Square**

[CONFIGURE & PRICE](#)



	MODEL NUMBER	SIZE	BEST VALUE	OPTIONS+	5-DAY QS
Round	SIENS-24	24"	-	857	942
	SIENS-30	30"	-	899	989
	SIENS-36	36"	893	982	1,082
	SIENS-42	42"	898	1,325	1,456
	SIENS-48	48"	-	1,386	1,527
Square	SIENS-2424	24 x 24	-	943	1,037
	SIENS-3030	30 x 30	-	1,013	1,115
	SIENS-3636	36 x 36	975	1,206	1,326
	SIENS-4242	42 x 42	1,008	1,302	1,432
	SIENS-4848	48 x 48	-	1,363	1,501

**Sienna Round & Square Options**

MODEL NUMBER	DESCRIPTION	ADD-ON
-BH	Bar Height 42"	67
-CUSTHT1	Custom Height between 5" - 28.99"	72
-CUSTHT2	Custom Height between 29" - 42"	139
-FR	Foot Ring*	110

\* Available only with Bar Height option

# Sienna X

[CONFIGURE & PRICE](#)



	MODEL NUMBER	SIZE	BEST VALUE	OPTIONS+	5-DAY QS
Round	SIENX-30	30"	-	973	1,069
	SIENX-36	36"	814	1,161	1,276
	SIENX-42	42"	927	1,407	1,548
Square	SIENX-3030	30 x 30	-	941	1,035
	SIENX-3636	36 x 36	884	1,115	1,227
	SIENX-4242	42 x 42	1,057	1,351	1,487

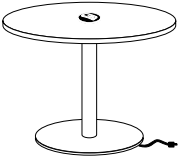
## SiennaX Options

MODEL NUMBER	DESCRIPTION	ADD-ON
-BH	Bar Height 42"	67
-SC	Skate Casters	136
-CUSTHT1	Custom Height between 5" - 28.99"	72
-CUSTHT2	Custom Height between 29" - 42"	139
-FR	Foot Ring*	110

\* Available only with Bar Height option

## Sienna Café Power

[CONFIGURE & PRICE](#)




	MODEL NUMBER	SIZE	BEST VALUE	OPTIONS+	5-DAY QS
Round	SIEN-CP-30	30"	-	1,915	2,106
	SIEN-CP-36	36"	-	2,044	2,251
	SIEN-CP-42	42"	-	2,436	2,679
	SIEN-CP-48	48"	-	2,491	2,741
Square	SIEN-CP-3030	30 x 30	-	1,692	1,860
	SIEN-CP-3636	36 x 36	-	1,793	1,971
	SIEN-CP-4242	42 x 42	-	2,199	2,420
	SIEN-CP-4848	48 x 48	-	2,222	2,444

### Sienna Café Power Options

MODEL NUMBER	DESCRIPTION	ADD-ON
-BH	Bar Height 42"	67
-CUSTHT1	Custom Height between 5" - 28.99"	72
-CUSTHT2	Custom Height between 29" - 42"	139
-FR	Foot Ring*	110

## Sienna X Café Power

[CONFIGURE & PRICE](#)



	MODEL NUMBER	SIZE	BEST VALUE	OPTIONS+	5-DAY QS
Round	SIENX-CP-30	30"	-	1,915	2,106
	SIENX-CP-36	36"	-	2,120	2,334
	SIENX-CP-42	42"	-	2,498	2,748
Square	SIENX-CP-3030	30 x 30	-	1,692	1,860
	SIENX-CP-3636	36 x 36	-	1,868	2,055
	SIENX-CP-4242	42 x 42	-	2,259	2,486

### SiennaX Café Power Options

MODEL NUMBER	DESCRIPTION	ADD-ON
-BH	Bar Height 42"	67
-SC	Skate Casters	136
-CUSTHT1	Custom Height between 5" - 28.99"	72
-CUSTHT2	Custom Height between 29" - 42"	139
-FR	Foot Ring*	110

\* Available only with Bar Height option

**StarX**

CONFIGURE & PRICE



	MODEL NUMBER	SIZE	BEST VALUE	OPTIONS+	5-DAY QS
Round	STRX2-24	24"	-	552	607
	STRX2-30	30"	-	651	719
	STRX2-36	36"	499	807	888
	STRX2-42	42"	499	975	1,074
Square	STRX2-2424	24 x 24	-	519	575
	STRX2-3030	30 x 30	-	612	676
	STRX2-3636	36 x 36	527	758	832
	STRX2-4242	42 x 42	617	911	1,002
Rectangle	STRX2-2436	24 x 36	-	623	-
	STRX2-2442	24 x 42	-	685	-
	STRX2-2448	24 x 48	523	721	-
	STRX2-3048	30 x 48	-	758	-

**StarX Options**

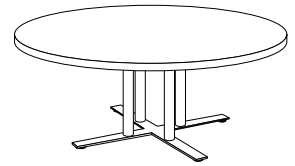
MODEL NUMBER	DESCRIPTION	ADD-ON
-BH	Bar Height 42"	103
-FR	Foot Ring*	110
-SLG	Self Leveling Glides	92

\* Available only with Bar Height option



## Structure 4X

[CONFIGURE & PRICE](#)



MODEL NUMBER	SIZE	BEST VALUE	OPTIONS+	5-DAY QS
--------------	------	------------	----------	----------

### 29" Height Tables

	MODEL NUMBER	SIZE	BEST VALUE	OPTIONS+	5-DAY QS
Round	STRU-4X-24	24"	-	839	922
	STRU-4X-30	30"	-	957	1,052
	STRU-4X-36	36"	898	1,119	1,230
	STRU-4X-42	42"	966	1,319	1,452
Square	STRU-4X-3030	30 x 30	-	1,167	1,068
	STRU-4X-3636	36 x 36	1,067	1,298	1,287
	STRU-4X-4242	42 x 42	1,251	1,545	1,428

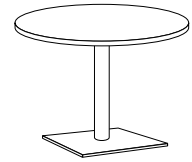
## Structure 4X Options

MODEL NUMBER	DESCRIPTION	ADD-ON
-BH	Bar Height 42"	68
-OH	Occasional height 16"	-54

HOSPITALITY | BREAKROOM & CAFÉ TABLES

**Tempo**

[CONFIGURE & PRICE](#)



	MODEL NUMBER	SIZE	BEST VALUE	OPTIONS+	5-DAY QS
Round	TMPO-24	24"	-	899	989
	TMPO-30	30"	-	982	1,082
	TMPO-36	36"	1,180	1,266	1,394
Square	TMPO-2424	24 x 24	-	874	961
	TMPO-3030	30 x 30	-	951	1,045
	TMPO-3636	36 x 36	1,180	1,223	1,344

**Tempo Options**

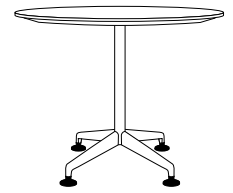
MODEL NUMBER	DESCRIPTION	ADD-ON
-BH	Bar Height 42"	90

HOSPITALITY | BREAKROOM & CAFÉ TABLES

**Accessories for Breakroom and Café Tables**

OPTION	DESCRIPTION	PRICE
Power & Data Management	Burele, EZ Power	Visit <a href="http://specialt.net">specialt.net</a>
Wire Management	Loop Clips, Velcro Loop, Cable Grip, J-Shape Wire Channel, Wire Trough, Wire Tray, 1" Wire Channel, Magnetic Channel, Adjustable Spine	
Chairs	Task, Stacking, Flipper, Sled	

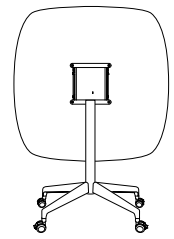
**ZIA Hospitality**



[CONFIGURE & PRICE](#)

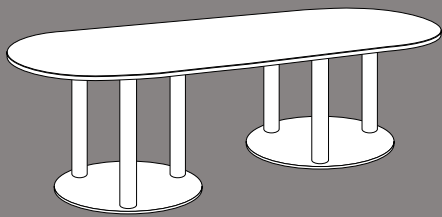
H	SHAPE	MODEL NUMBER	SIZE	BEST VALUE	OPTIONS+
29"	ROUND	ZIA-H04	30"	-	984
		ZIA-H03	36"	708	1,102
		ZIA-H02	42"	769	1,268
		ZIA-H01	48"	-	1,426
	SQUARE	ZIA-H08	30 x 30	-	947
		ZIA-H07	36 x 36	819	1,050
		ZIA-H06	42 x 42	908	1,202
		ZIA-H05	48 x 48	-	1,342
	SOFT SQUARE	ZIA-H12	30 x 30	-	1,121
		ZIA-H11	36 x 36	-	1,238
		ZIA-H10	42 x 42	-	1,404
		ZIA-H09	48 x 48	-	1,563
	RECTANGLE	ZIA-H30	24 x 30	-	942
36"	ROUND	ZIA-H15	30"	-	1,055
		ZIA-H14	34"	-	1,172
		ZIA-H13	40"	-	1,338
	SQUARE	ZIA-H20	30 x 30	-	1,017
		ZIA-H19	36 x 36	890	1,121
	SOFT SQUARE	ZIA-H18	30 x 30	-	1,191
		ZIA-H17	34 x 34	-	1,309
		ZIA-H16	40 x 40	-	1,475
	42"	ROUND	ZIA-H23	30"	-
ZIA-H22			34"	-	1,204
ZIA-H21			40"	-	1,370
SQUARE		ZIA-H28	30 x 30	-	1,048
		ZIA-H27	36 x 36	921	1,152
SOFT SQUARE		ZIA-H26	30 x 30	-	1,223
		ZIA-H25	34 x 34	-	1,340
		ZIA-H24	40 x 40	-	1,506
RECTANGLE		ZIA-H29	24 x 60	997	1,259

# ZIA Flip Top Hospitality



[CONFIGURE & PRICE](#)

H	SHAPE	MODEL NUMBER	SIZE	BEST VALUE	OPTIONS+
29"	ROUND	ZIA-H33	24"	-	1,269
		ZIA-H36	30"	-	1,366
		ZIA-H39	36"	1,165	1,540
		ZIA-H42	42"	1,308	1,783
	SQUARE	ZIA-H31	24 x 24	-	1,011
		ZIA-H34	30 x 30	-	1,131
		ZIA-H37	36 x 36	1,049	1,269
		ZIA-H40	42 x 42	1,254	1,534
	SOFT SQUARE	ZIA-H32	24 x 24	-	1,521
		ZIA-H35	30 x 30	-	1,654
		ZIA-H38	36 x 36	-	1,821
		ZIA-H41	42 x 42	-	1,987
42"	ROUND	ZIA-H45	24"	-	1,285
		ZIA-H48	30"	-	1,382
		ZIA-H51	36"	1,181	1,556
		ZIA-H54	42"	1,325	1,800
	SQUARE	ZIA-H43	24 x 24	-	1,027
		ZIA-H46	30 x 30	-	1,147
		ZIA-H49	36 x 36	1,065	1,285
		ZIA-H52	42 x 42	1,271	1,551
	SOFT SQUARE	ZIA-H44	24 x 24	-	1,538
		ZIA-H47	30 x 30	-	1,671
		ZIA-H50	36 x 36	-	1,838
		ZIA-H53	42 x 42	-	2,003

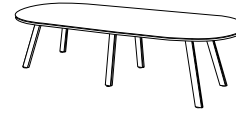
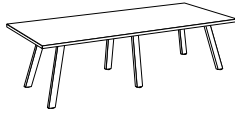


## CONFERENCE TABLES

CONFERENCE TABLES

**AIM XL**

CONFIGURE & PRICE



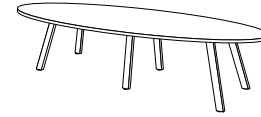
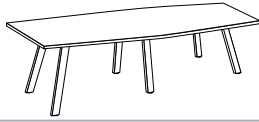
Rectangle		
MODEL NUMBER	SIZE	OPTIONS+
AIM-XL-3672-RT	36 x 72	2,187
AIM-XL-3678-RT	36 x 78	2,245
AIM-XL-3684-RT	36 x 84	2,324
AIM-XL-3696-RT	36 x 96	2,666
AIM-XL-36108-RT	36 x 108	3,032
AIM-XL-36120-RT	36 x 120	3,054
AIM-XL-36144-RT	36 x 144	3,310
AIM-XL-36168-RT	36 x 168	4,008
AIM-XL-36192-RT	36 x 192	4,195
AIM-XL-36216-RT	36 x 216	4,717
AIM-XL-4278-RT	42 x 78	2,538
AIM-XL-4284-RT	42 x 84	2,700
AIM-XL-4296-RT	42 x 96	2,893
AIM-XL-42108-RT	42 x 108	3,375
AIM-XL-42120-RT	42 x 120	3,537
AIM-XL-42144-RT	42 x 144	3,857
AIM-XL-42168-RT	42 x 168	4,583
AIM-XL-42192-RT	42 x 192	4,799
AIM-XL-42216-RT	42 x 216	5,469
AIM-XL-4884-RT	48 x 84	2,764
AIM-XL-4896-RT	48 x 96	2,926
AIM-XL-48108-RT	48 x 108	3,488
AIM-XL-48120-RT	48 x 120	3,695
AIM-XL-48144-RT	48 x 144	4,178
AIM-XL-48168-RT	48 x 168	4,593
AIM-XL-48192-RT	48 x 192	4,811
AIM-XL-48216-RT	48 x 216	5,479
AIM-XL-6096-RT	60 x 96	3,054
AIM-XL-60108-RT	60 x 108	3,809
AIM-XL-60120-RT	60 x 120	3,937
AIM-XL-60144-RT	60 x 144	4,501
AIM-XL-60168-RT	60 x 168	5,179
AIM-XL-60192-RT	60 x 192	5,416
AIM-XL-60216-RT	60 x 216	6,231

Racetrack		
MODEL NUMBER	SIZE	OPTIONS+
AIM-XL-3672-RC	36 x 72	2,345
AIM-XL-3678-RC	36 x 78	2,407
AIM-XL-3684-RC	36 x 84	2,486
AIM-XL-3696-RC	36 x 96	2,828
AIM-XL-36108-RC	36 x 108	3,192
AIM-XL-36120-RC	36 x 120	3,216
AIM-XL-36144-RC	36 x 144	3,472
AIM-XL-36168-RC	36 x 168	4,572
AIM-XL-36192-RC	36 x 192	4,728
AIM-XL-36216-RC	36 x 216	5,177
AIM-XL-4278-RC	42 x 78	2,700
AIM-XL-4284-RC	42 x 84	2,861
AIM-XL-4296-RC	42 x 96	2,956
AIM-XL-42108-RC	42 x 108	3,537
AIM-XL-42120-RC	42 x 120	3,695
AIM-XL-42144-RC	42 x 144	4,018
AIM-XL-42168-RC	42 x 168	5,106
AIM-XL-42192-RC	42 x 192	5,292
AIM-XL-42216-RC	42 x 216	5,897
AIM-XL-4884-RC	48 x 84	2,893
AIM-XL-4896-RC	48 x 96	2,974
AIM-XL-48108-RC	48 x 108	3,648
AIM-XL-48120-RC	48 x 120	3,857
AIM-XL-48144-RC	48 x 144	4,339
AIM-XL-48168-RC	48 x 168	5,116
AIM-XL-48192-RC	48 x 192	5,292
AIM-XL-48216-RC	48 x 216	5,918
AIM-XL-6096-RC	60 x 96	3,084
AIM-XL-60108-RC	60 x 108	3,969
AIM-XL-60120-RC	60 x 120	4,098
AIM-XL-60144-RC	60 x 144	4,660
AIM-XL-60168-RC	60 x 168	5,878
AIM-XL-60192-RC	60 x 192	6,084
AIM-XL-60216-RC	60 x 216	6,827

CONFERENCE TABLES

**AIM XL**

CONFIGURE & PRICE





Boat Shape		
MODEL NUMBER	SIZE	OPTIONS+
AIM-XL-3672-BT	36 x 72	2,345
AIM-XL-3678-BT	37 x 78	2,407
AIM-XL-3684-BT	36 x 84	2,486
AIM-XL-3696-BT	36 x 96	2,828
AIM-XL-36108-BT	36 x 108	3,192
AIM-XL-36120-BT	36 x 120	3,216
AIM-XL-36144-BT	36 x 144	3,472
AIM-XL-36168-BT	36 x 168	4,572
AIM-XL-36192-BT	36 x 192	4,728
AIM-XL-36216-BT	36 x 216	5,177
AIM-XL-4278-BT	42 x 78	2,700
AIM-XL-4284-BT	42 x 84	2,861
AIM-XL-4296-BT	42 x 96	2,956
AIM-XL-42108-BT	42 x 108	3,537
AIM-XL-42120-BT	42 x 120	3,695
AIM-XL-42144-BT	42 x 144	4,018
AIM-XL-42168-BT	42 x 168	5,106
AIM-XL-42192-BT	42 x 192	5,292
AIM-XL-42216-BT	42 x 216	5,897
AIM-XL-4884-BT	48 x 84	2,893
AIM-XL-4896-BT	48 x 96	2,974
AIM-XL-48108-BT	48 x 108	3,648
AIM-XL-48120-BT	48 x 120	3,857
AIM-XL-48144-BT	48 x 144	4,339
AIM-XL-48168-BT	48 x 168	5,116
AIM-XL-48192-BT	48 x 192	5,292
AIM-XL-48216-BT	48 x 216	5,918
AIM-XL-6096-BT	60 x 96	3,084
AIM-XL-60108-BT	60 x 108	3,969
AIM-XL-60120-BT	60 x 120	4,098
AIM-XL-60144-BT	60 x 144	4,660
AIM-XL-60168-BT	60 x 168	5,878
AIM-XL-60192-BT	60 x 192	6,084
AIM-XL-60216-BT	60 x 216	6,827

Oval		
MODEL NUMBER	SIZE	OPTIONS+
AIM-XL-3672-OV	36 x 72	2,345
AIM-XL-3678-OV	37 x 78	2,407
AIM-XL-3684-OV	36 x 84	2,486
AIM-XL-3696-OV	36 x 96	2,828
AIM-XL-36108-OV	36 x 108	3,192
AIM-XL-36120-OV	36 x 120	3,216
AIM-XL-36144-OV	36 x 144	3,472
AIM-XL-36168-OV	36 x 168	4,572
AIM-XL-36192-OV	36 x 192	4,728
AIM-XL-36216-OV	36 x 216	5,177
AIM-XL-4278-OV	42 x 78	2,700
AIM-XL-4284-OV	42 x 84	2,861
AIM-XL-4296-OV	42 x 96	2,956
AIM-XL-42108-OV	42 x 108	3,537
AIM-XL-42120-OV	42 x 120	3,695
AIM-XL-42144-OV	42 x 144	4,018
AIM-XL-42168-OV	42 x 168	5,106
AIM-XL-42192-OV	42 x 192	5,292
AIM-XL-42216-OV	42 x 216	5,897
AIM-XL-4884-OV	48 x 84	2,893
AIM-XL-4896-OV	48 x 96	2,974
AIM-XL-48108-OV	48 x 108	3,648
AIM-XL-48120-OV	48 x 120	3,857
AIM-XL-48144-OV	48 x 144	4,339
AIM-XL-48168-OV	48 x 168	5,116
AIM-XL-48192-OV	48 x 192	5,292
AIM-XL-48216-OV	48 x 216	5,918
AIM-XL-6096-OV	60 x 96	3,084
AIM-XL-60108-OV	60 x 108	3,969
AIM-XL-60120-OV	60 x 120	4,098
AIM-XL-60144-OV	60 x 144	4,660
AIM-XL-60168-OV	60 x 168	5,878
AIM-XL-60192-OV	60 x 192	6,084
AIM-XL-60216-OV	60 x 216	6,827

CONFERENCE TABLES

**AIM XL**

CONFIGURE & PRICE



ROUND		
MODEL NUMBER	SIZE	OPTIONS+
AIM-XL-42R	42"	2,025
AIM-XL-48R	48"	2,089
AIM-XL-54R	54"	2,379
AIM-XL-60R	60"	2,410
AIM-XL-66R	66"	3,439
AIM-XL-72R	72"	3,503

SQUARE		
MODEL NUMBER	SIZE	OPTIONS+
AIM-XL-4242	42" x 42"	1,928
AIM-XL-4848	48" x 48"	2,009
AIM-XL-5454	54" x 54"	2,379
AIM-XL-6060	60" x 60"	2,538
AIM-XL-6666	66" x 66"	2,893
AIM-XL-7272	72" x 72"	3,054

**AIM XL Options**

MODEL NUMBER	DESCRIPTION	ADD-ON		
		UP TO 84" LONG	96" - 144" LONG	168" - 216" LONG
-BH	Bar Height 42"	55	82	110
-CC	Cloud Caster	55	82	110
-WM-INT	Integrated Wire Management	70 per leg		
	2 Piece Tabletop Standard for sizes over 108"	-	-	-
	1 Piece Tabletop for sizes up to 168"	-	586	-

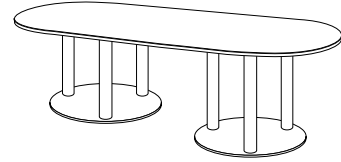
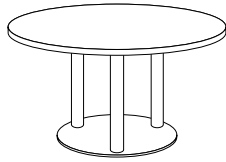
\*An Oversize Fee has been implemented by freight carriers for all LTL shipments for pallets 8' and over.  
 96"-108" - additional 250.00 | 109"-168" - additional 350.00 | Per custom pallet



CONFERENCE TABLES

**Astra**

CONFIGURE & PRICE



MODEL NUMBER	SIZE	OPTIONS+
<b>Round</b>		
<b>ASTR-48</b>	48"	2,432
<b>ASTR-54</b>	54"	2,594
<b>ASTR-60</b>	60"	3,057
<b>Rectangle</b>		
<b>ASTR-4884-RT</b>	48 x 84	3,510
<b>ASTR-4896-RT</b>	48 x 96	3,602
<b>ASTR-48108-RT</b>	48 x 108	4,211
<b>ASTR-48120-RT</b>	48 x 120	4,254
<b>ASTR-48144-RT</b>	48 x 144	4,584
<b>ASTR-6096-RT</b>	60 x 96	3,950
<b>ASTR-60108-RT</b>	60 x 108	4,628
<b>ASTR-60120-RT</b>	60 x 120	4,652
<b>ASTR-60144-RT</b>	60 x 144	5,052

MODEL NUMBER	SIZE	OPTIONS+
<b>Racetrack</b>		
<b>ASTR-4884-RC</b>	36 x 60	3,841
<b>ASTR-4896-RC</b>	48 x 96	3,918
<b>ASTR-48108-RC</b>	48 x 108	4,605
<b>ASTR-48120-RC</b>	48 x 120	4,635
<b>ASTR-48144-RC</b>	48 x 144	4,918
<b>ASTR-6096-RC</b>	60 x 96	4,346
<b>ASTR-60108-RC</b>	60 x 108	5,099
<b>ASTR-60120-RC</b>	60 x 120	5,109
<b>ASTR-60144-RC</b>	60 x 144	5,458
<b>Boat Shape</b>		
<b>ASTR-4884-BT</b>	36 x 60	3,841
<b>ASTR-4896-BT</b>	48 x 96	3,918
<b>ASTR-48108-BT</b>	48 x 108	4,605
<b>ASTR-48120-BT</b>	48 x 120	4,635
<b>ASTR-48144-BT</b>	48 x 144	4,918
<b>ASTR-6096-BT</b>	60 x 96	4,346
<b>ASTR-60108-BT</b>	60 x 108	5,099
<b>ASTR-60120-BT</b>	60 x 120	5,109
<b>ASTR-60144-BT</b>	60 x 144	5,458

**Astra Options**

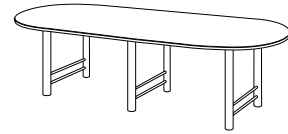
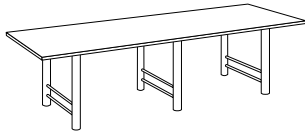
DESCRIPTION	ADD-ON
2 Piece Tabletop Standard for sizes over 108"	-
1 Piece Tabletop	586

\*An Oversize Fee has been implemented by freight carriers for all LTL shipments for pallets 8' and over.  
96"-108" - additional 250.00 | 109" -168" - additional 350.00 | Per custom pallet

CONFERENCE TABLES

**Benton**

CONFIGURE & PRICE



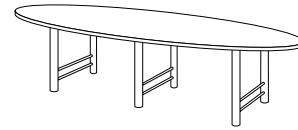
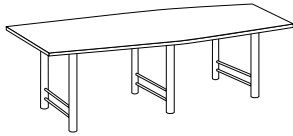
Rectangle		
MODEL NUMBER	SIZE	OPTIONS+
BNTN-3660-RT	36 x 60	1,327
BNTN-3666-RT	36 x 66	1,495
BNTN-3672-RT	36 x 72	1,701
BNTN-3678-RT	36 x 78	1,878
BNTN-3684-RT	36 x 84	2,004
BNTN-3696-RT	36 x 96	2,117
BNTN-36108-RT	36 x 108	3,093
BNTN-36120-RT	36 x 120	3,435
BNTN-36144-RT	36 x 144	4,028
BNTN-4278-RT	42 x 78	2,105
BNTN-4284-RT	42 x 84	2,407
BNTN-4296-RT	42 x 96	2,609
BNTN-42108-RT	42 x 108	3,502
BNTN-42120-RT	42 x 120	3,741
BNTN-42144-RT	42 x 144	4,504
BNTN-4884-RT	48 x 84	2,517
BNTN-4896-RT	48 x 96	2,688
BNTN-48108-RT	48 x 108	3,783
BNTN-48120-RT	48 x 120	4,095
BNTN-48144-RT	48 x 144	4,798

Racetrack		
MODEL NUMBER	SIZE	OPTIONS+
BNTN-3660-RC	36 x 60	1,768
BNTN-3666-RC	36 x 66	1,892
BNTN-3672-RC	36 x 72	1,941
BNTN-3678-RC	36 x 78	2,167
BNTN-3684-RC	36 x 84	2,321
BNTN-3696-RC	36 x 96	2,555
BNTN-36108-RC	36 x 108	3,450
BNTN-36120-RC	36 x 120	3,880
BNTN-36144-RC	36 x 144	4,613
BNTN-4278-RC	42 x 78	2,420
BNTN-4284-RC	42 x 84	2,801
BNTN-4296-RC	42 x 96	3,052
BNTN-42108-RC	42 x 108	3,890
BNTN-42120-RC	42 x 120	4,133
BNTN-42144-RC	42 x 144	5,114
BNTN-4884-RC	48 x 84	2,936
BNTN-4896-RC	48 x 96	3,244
BNTN-48108-RC	48 x 108	4,239
BNTN-48120-RC	48 x 120	4,729
BNTN-48144-RC	48 x 144	5,479

CONFERENCE TABLES

CONFIGURE & PRICE

**Benton**



Boat Shape		
MODEL NUMBER	SIZE	OPTIONS+
BNTN-3660-BT	36 x 60	1,812
BNTN-3666-BT	36 x 66	1,937
BNTN-3672-BT	36 x 72	1,987
BNTN-3684-BT	36 x 84	2,383
BNTN-3696-BT	36 x 96	2,622
BNTN-36108-BT	36 x 108	3,134
BNTN-36120-BT	36 x 120	3,881
BNTN-36144-BT	36 x 144	4,680
BNTN-4278-BT	42 x 78	2,487
BNTN-4284-BT	42 x 84	2,875
BNTN-4296-BT	42 x 96	3,137
BNTN-42108-BT	42 x 108	3,988
BNTN-42120-BT	42 x 120	4,237
BNTN-42144-BT	42 x 144	5,244
BNTN-4884-BT	48 x 84	3,018
BNTN-4896-BT	48 x 96	3,338
BNTN-48108-BT	48 x 108	4,351
BNTN-48120-BT	48 x 120	4,850
BNTN-48144-BT	48 x 144	5,627

Oval		
MODEL NUMBER	SIZE	OPTIONS+
BNTN-3660-OV	36 x 60	1,934
BNTN-3666-OV	36 x 66	2,076
BNTN-3672-OV	36 x 72	2,226
BNTN-3684-OV	36 x 84	2,572
BNTN-3696-OV	36 x 96	2,828
BNTN-36108-OV	36 x 108	3,373
BNTN-36120-OV	36 x 120	4,175
BNTN-36144-OV	36 x 144	5,033
BNTN-4278-OV	42 x 78	2,674
BNTN-4284-OV	42 x 84	3,112
BNTN-4296-OV	42 x 96	3,404
BNTN-42108-OV	42 x 108	4,278
BNTN-42120-OV	42 x 120	4,553
BNTN-42144-OV	42 x 144	5,637
BNTN-4884-OV	48 x 84	3,273
BNTN-4896-OV	48 x 96	3,612
BNTN-48108-OV	48 x 108	4,682
BNTN-48120-OV	48 x 120	5,231
BNTN-48144-OV	48 x 144	6,067

**Benton Options**

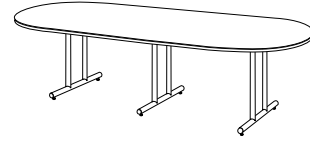
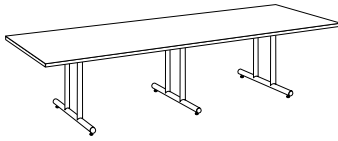
DESCRIPTION	ADD-ON
2 Piece Tabletop Standard for sizes over 108"	-
1 Piece Tabletop for sizes up to 168"	586

\*An Oversize Fee has been implemented by freight carriers for all LTL shipments for pallets 8' and over.  
 96"-108" - additional 250.00 | 109"-168" - additional 350.00 | Per custom pallet

CONFERENCE TABLES

**Olympus**

CONFIGURE & PRICE



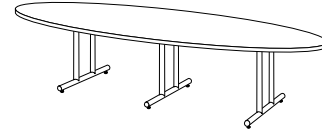
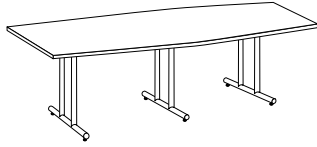
Rectangle		
MODEL NUMBER	SIZE	OPTIONS+
OLYM-3660-RT	36 x 60	1,451
OLYM-3666-RT	36 x 66	1,620
OLYM-3672-RT	36 x 72	1,749
OLYM-3678-RT	36 x 78	1,925
OLYM-3684-RT	36 x 84	2,049
OLYM-3696-RT	36 x 96	2,165
OLYM-36108-RT	36 x 108	3,162
OLYM-36120-RT	36 x 120	3,507
OLYM-36144-RT	36 x 144	4,121
OLYM-4278-RT	42 x 78	2,111
OLYM-4284-RT	42 x 84	2,414
OLYM-4296-RT	42 x 96	2,616
OLYM-42108-RT	42 x 108	3,517
OLYM-42120-RT	42 x 120	3,754
OLYM-42144-RT	42 x 144	4,522
OLYM-4884-RT	48 x 84	2,572
OLYM-4896-RT	48 x 96	2,743
OLYM-48108-RT	48 x 108	3,864
OLYM-48120-RT	48 x 120	4,182
OLYM-48144-RT	48 x 144	4,907
OLYM-6096-RT	60 x 96	3,502
OLYM-60108-RT	60 x 108	4,278
OLYM-60120-RT	60 x 120	5,050
OLYM-60144-RT	60 x 144	5,728

Racetrack		
MODEL NUMBER	SIZE	OPTIONS+
OLYM-3660-RC	36 x 60	1,814
OLYM-3666-RC	36 x 66	1,937
OLYM-3672-RC	36 x 72	1,987
OLYM-3678-RC	36 x 78	2,214
OLYM-3684-RC	36 x 84	2,367
OLYM-3696-RC	36 x 96	2,598
OLYM-36108-RC	36 x 108	3,517
OLYM-36120-RC	36 x 120	3,947
OLYM-36144-RC	36 x 144	4,706
OLYM-4278-RC	42 x 78	2,431
OLYM-4284-RC	42 x 84	2,809
OLYM-4296-RC	42 x 96	3,060
OLYM-42108-RC	42 x 108	3,904
OLYM-42120-RC	42 x 120	4,145
OLYM-42144-RC	42 x 144	5,131
OLYM-4884-RC	48 x 84	2,992
OLYM-4896-RC	48 x 96	3,299
OLYM-48108-RC	48 x 108	4,323
OLYM-48120-RC	48 x 120	4,809
OLYM-48144-RC	48 x 144	5,593
OLYM-6096-RC	60 x 96	4,137
OLYM-60108-RC	60 x 108	4,913
OLYM-60120-RC	60 x 120	5,773
OLYM-60144-RC	60 x 144	6,580

CONFERENCE TABLES

CONFIGURE & PRICE

Olympus



Boat Shape		
MODEL NUMBER	SIZE	OPTIONS+
OLYM-3660-BT	36 x 60	1,857
OLYM-3666-BT	36 x 66	1,984
OLYM-3672-BT	36 x 72	2,037
OLYM-3684-BT	36 x 84	2,430
OLYM-3696-BT	36 x 96	2,672
OLYM-36108-BT	36 x 108	3,181
OLYM-36120-BT	36 x 120	3,948
OLYM-36144-BT	36 x 144	4,890
OLYM-4278-BT	42 x 78	2,495
OLYM-4284-BT	42 x 84	2,886
OLYM-4296-BT	42 x 96	3,148
OLYM-42108-BT	42 x 108	4,000
OLYM-42120-BT	42 x 120	4,250
OLYM-42144-BT	42 x 144	5,263
OLYM-4884-BT	48 x 84	3,076
OLYM-4896-BT	48 x 96	3,395
OLYM-48108-BT	48 x 108	4,430
OLYM-48120-BT	48 x 120	4,934
OLYM-48144-BT	48 x 144	5,736
OLYM-6096-BT	60 x 96	4,268
OLYM-60108-BT	60 x 96	5,059
OLYM-60120-BT	60 x 108	5,935
OLYM-60144-BT	60 x 120	6,761

Oval		
MODEL NUMBER	SIZE	OPTIONS+
OLYM-3660-OV	36 x 60	1,981
OLYM-3666-OV	36 x 66	2,119
OLYM-3672-OV	36 x 72	2,272
OLYM-3684-OV	36 x 84	2,618
OLYM-3696-OV	36 x 96	2,875
OLYM-36108-OV	36 x 108	3,422
OLYM-36120-OV	36 x 120	4,248
OLYM-36144-OV	36 x 144	5,242
OLYM-4278-OV	42 x 78	2,682
OLYM-4284-OV	42 x 84	3,122
OLYM-4296-OV	42 x 96	3,414
OLYM-42108-OV	42 x 108	4,293
OLYM-42120-OV	42 x 120	4,569
OLYM-42144-OV	42 x 144	5,657
OLYM-4884-OV	48 x 84	3,326
OLYM-4896-OV	48 x 96	3,668
OLYM-48108-OV	48 x 108	4,766
OLYM-48120-OV	48 x 120	5,316
OLYM-48144-OV	48 x 144	6,178
OLYM-6096-OV	60 x 96	4,648
OLYM-60108-OV	60 x 108	5,498
OLYM-60120-OV	60 x 120	6,424
OLYM-60144-OV	60 x 144	7,300

Olympus Options

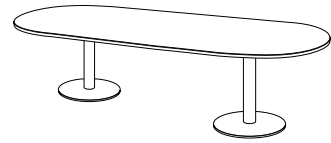
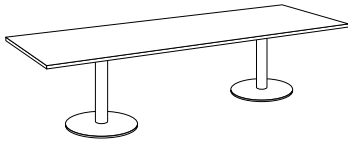
MODEL NUMBER	DESCRIPTION	ADD-ON	
		UP TO 96" LONG	108" - 144" LONG
-BH	Bar Height 42"	266	399
-CA	Casters	80	120
2 Piece Tabletop Standard for sizes over 108"		-	-
1 Piece Tabletop for sizes 108" to 168"		-	586

\*An Oversize Fee has been implemented by freight carriers for all LTL shipments for pallets 8' and over.  
 96"-108" - additional 250.00 | 109" -168" - additional 350.00 | Per custom pallet

CONFERENCE TABLES

**Sienna Conference**

CONFIGURE & PRICE

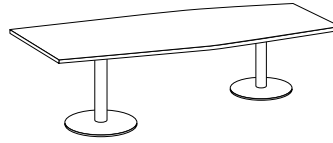


Rectangle		
MODEL NUMBER	SIZE	OPTIONS+
SIEN-2460-RT	24 x 60	1,670
SIEN-2472-RT	24 x 72	1,789
SIEN-2484-RT	24 x 84	1,941
SIEN-2496-RT	24 x 96	2,078
SIEN-24108-RT	24 x 108	3,012
SIEN-24120-RT	24 x 120	3,045
SIEN-3060-RT	30 x 60	2,052
SIEN-3072-RT	30 x 72	2,175
SIEN-3084-RT	30 x 84	2,345
SIEN-3096-RT	30 x 96	2,501
SIEN-30108-RT	30 x 108	3,020
SIEN-30120-RT	30 x 120	3,619
SIEN-3660-RT	36 x 60	2,433
SIEN-3672-RT	36 x 72	2,574
SIEN-3684-RT	36 x 84	2,770
SIEN-3696-RT	36 x 96	2,936
SIEN-36108-RT	36 x 108	3,492
SIEN-36120-RT	36 x 120	3,515
SIEN-36144-RT	36 x 144	4,503
SIEN-4284-RT	42 x 84	3,069
SIEN-4296-RT	42 x 96	3,254
SIEN-42108-RT	42 x 108	3,884
SIEN-42120-RT	42 x 120	3,911
SIEN-42144-RT	42 x 144	4,972

Racetrack		
MODEL NUMBER	SIZE	OPTIONS+
SIEN-2460-RC	24 x 60	1,846
SIEN-2472-RC	24 x 72	1,980
SIEN-2484-RC	24 x 84	2,128
SIEN-2496-RC	24 x 96	2,246
SIEN-24108-RC	24 x 108	3,218
SIEN-24120-RC	24 x 120	3,226
SIEN-3060-RC	30 x 60	2,302
SIEN-3072-RC	30 x 72	2,403
SIEN-3084-RC	30 x 84	2,598
SIEN-3096-RC	30 x 96	2,709
SIEN-30108-RC	30 x 108	3,498
SIEN-30120-RC	30 x 120	3,937
SIEN-3660-RC	36 x 60	2,433
SIEN-3672-RC	36 x 72	2,574
SIEN-3684-RC	36 x 84	2,770
SIEN-3696-RC	36 x 96	2,936
SIEN-36108-RC	36 x 108	3,492
SIEN-36120-RC	36 x 120	3,515
SIEN-36144-RC	36 x 144	4,503
SIEN-4284-RC	42 x 84	3,069
SIEN-4296-RC	42 x 96	3,254
SIEN-42108-RC	42 x 108	3,884
SIEN-42120-RC	42 x 120	3,911
SIEN-42144-RC	42 x 144	4,972

CONFERENCE TABLES  
**Sienna Conference**

CONFIGURE & PRICE



Boat Shape		
MODEL NUMBER	SIZE	OPTIONS+
SIEN-2460-BT	24 x 60	1,670
SIEN-2472-BT	24 x 72	1,789
SIEN-2484-BT	24 x 84	1,941
SIEN-2496-BT	24 x 96	2,078
SIEN-24108-BT	24 x 108	3,012
SIEN-24120-BT	24 x 120	3,045
SIEN-3060-BT	30 x 60	2,052
SIEN-3072-BT	30 x 72	2,175
SIEN-3084-BT	30 x 84	2,345
SIEN-3096-BT	30 x 96	2,501
SIEN-30108-BT	30 x 108	3,020
SIEN-30120-BT	30 x 120	3,619
SIEN-3660-BT	36 x 60	2,433
SIEN-3672-BT	36 x 72	2,574
SIEN-3684-BT	36 x 84	2,770
SIEN-3696-BT	36 x 96	2,936
SIEN-36108-BT	36 x 108	3,492
SIEN-36120-BT	36 x 120	3,515
SIEN-36144-BT	36 x 144	4,503
SIEN-4284-BT	42 x 84	3,069
SIEN-4296-BT	42 x 96	3,254
SIEN-42108-BT	42 x 108	3,884
SIEN-42120-BT	42 x 120	3,911
SIEN-42144-BT	42 x 144	4,972

**Sienna Conference Options**

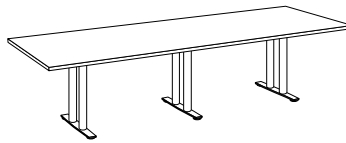
MODEL NUMBER	DESCRIPTION	ADD-ON
-BH	Bar Height	134
-CUSTHT1	Custom Height between 5" - 28.99"	144
-CUSTHT2	Custom Height between 29" - 42"	278
2 Piece Tabletop Standard for sizes over 108"		-
1 Piece Tabletop for sizes up to 168"		586

\*An Oversize Fee has been implemented by freight carriers for all LTL shipments for pallets 8' and over.  
 96"-108" - additional 250.00 | 109"-168" - additional 350.00 | Per custom pallet

CONFERENCE TABLES

**Sienna 2TL**

CONFIGURE & PRICE



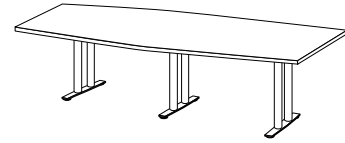
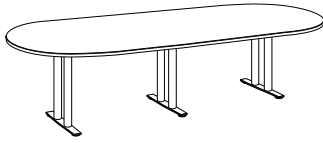
Rectangle		
MODEL NUMBER	SIZE	OPTIONS+
SIENTL-3660-RT	36 x 60	1,941
SIENTL-3666-RT	36 x 66	2,063
SIENTL-3672-RT	36 x 72	2,073
SIENTL-3678-RT	36 x 78	2,194
SIENTL-3684-RT	36 x 84	2,340
SIENTL-3696-RT	36 x 96	2,430
SIENTL-36108-RT	36 x 108	3,441
SIENTL-36120-RT	36 x 120	3,463
SIENTL-36144-RT	36 x 144	3,642
SIENTL-4278-RT	42 x 78	2,461
SIENTL-4284-RT	42 x 84	2,547
SIENTL-4296-RT	42 x 96	2,643
SIENTL-42108-RT	42 x 108	3,806
SIENTL-42120-RT	42 x 120	3,841
SIENTL-42144-RT	42 x 144	4,182
SIENTL-4884-RT	48 x 84	2,651
SIENTL-4896-RT	48 x 96	2,697
SIENTL-48108-RT	48 x 108	3,910
SIENTL-48120-RT	48 x 120	4,083
SIENTL-48144-RT	48 x 144	4,290



CONFERENCE TABLES

**Sienna 2TL**

**CONFIGURE & PRICE**



Racetrack		
MODEL NUMBER	SIZE	OPTIONS+
SIENTL-3660-RC	36 x 60	2,433
SIENTL-3672-RC	36 x 72	2,565
SIENTL-3684-RC	36 x 84	2,770
SIENTL-3696-RC	36 x 96	2,936
SIENTL-36108-RC	36 x 108	3,492
SIENTL-36120-RC	36 x 120	3,515
SIENTL-36144-RC	36 x 144	4,503
SIENTL-4284-RC	42 x 84	3,105
SIENTL-4296-RC	42 x 96	3,254
SIENTL-42108-RC	42 x 108	3,884
SIENTL-42120-RC	42 x 120	3,911
SIENTL-42144-RC	42 x 144	4,972
SIENTL-4884-RC	48 x 84	3,069
SIENTL-4896-RC	48 x 96	3,254
SIENTL-48108-RC	48 x 108	3,884
SIENTL-48120-RC	48 x 120	3,911
SIENTL-48144-RC	48 x 144	4,972

Boat Shape		
MODEL NUMBER	SIZE	OPTIONS+
SIENTL-3660-BT	36 x 60	2,433
SIENTL-3672-BT	36 x 72	2,565
SIENTL-3684-BT	36 x 84	2,770
SIENTL-3696-BT	36 x 96	2,936
SIENTL-36108-BT	36 x 108	3,492
SIENTL-36120-BT	36 x 120	3,515
SIENTL-36144-BT	36 x 144	4,503
SIENTL-4284-BT	42 x 84	3,105
SIENTL-4296-BT	42 x 96	3,254
SIENTL-42108-BT	42 x 108	3,884
SIENTL-42120-BT	42 x 120	3,911
SIENTL-42144-BT	42 x 144	4,972
SIENTL-4884-BT	48 x 84	3,069
SIENTL-4896-BT	48 x 96	3,254
SIENTL-48108-BT	48 x 108	3,884
SIENTL-48120-BT	48 x 120	3,911
SIENTL-48144-BT	48 x 144	4,972

**Sienna 2TL Options**

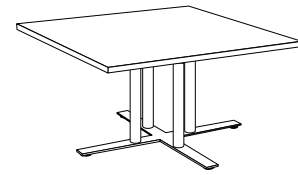
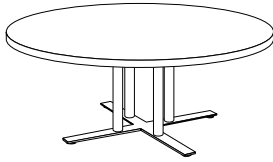
MODEL NUMBER	DESCRIPTION	ADD-ON	
		UP TO 96" LONG	108" - 144" LONG
-BH	Bar Height 42"	266	399
-SC	Skate Casters	136	204
	2 Piece Tabletop Standard for sizes over 108"	-	-
	1 Piece Tabletop for sizes up to 168"	-	586

\*An Oversize Fee has been implemented by freight carriers for all LTL shipments for pallets 8' and over.  
 96"-108" - additional 250.00 | 109"-168" - additional 350.00 | Per custom pallet

CONFERENCE TABLES

**Sienna 4X**

CONFIGURE & PRICE



Round		
MODEL NUMBER	SIZE	OPTIONS+
SIENX-54	54"	1,809
SIENX-60	60"	2,481
SIENX-66	66"	3,484
SIENX-72	72"	3,626

Square		
MODEL NUMBER	SIZE	OPTIONS+
SIENX-5454	54 x 54	1,708
SIENX-6060	60 x 60	2,378

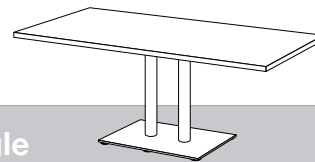
**Sienna 4X Options**

MODEL NUMBER	DESCRIPTION	ADD-ON
-BH	Bar Height	268
-SLG	Self Leveling Glides	92
-SC	Skate Casters	136
-CUSTHT1	Custom Height between 5" - 28.99"	288
-CUSTHT2	Custom Height between 29" - 42"	556

CONFERENCE TABLES

**Sienna Rectangle**

CONFIGURE & PRICE



Rectangle		
MODEL NUMBER	SIZE	OPTIONS+
SIENPL-3660-RT	36 x 60	1,966
SIENPL-3666-RT	36 x 66	2,088
SIENPL-3672-RT	36 x 72	2,099
SIENPL-3678-RT	36 x 78	2,221
SIENPL-4278-RT	42 x 78	2,488

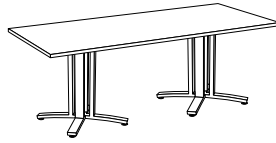
**Sienna Rectangle Options**

MODEL NUMBER	DESCRIPTION	ADD-ON
-BH	Bar Height	133

CONFERENCE TABLES

**Structure 4X**

**CONFIGURE & PRICE**



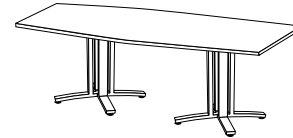
Rectangle			
MODEL NUMBER	SIZE	BEST VALUE	OPTIONS+
STRU-4X-2460-RT	24 x 60	1,505	1,768
STRU-4X-2466-RT	24 x 66	-	1,813
STRU-4X-2472-RT	24 x 72	1,550	1,865
STRU-4X-2484-RT	24 x 84	-	2,093
STRU-4X-2496-RT	24 x 96	-	2,324
STRU-4X-3060-RT	30 x 60	1,619	1,934
STRU-4X-3066-RT	30 x 66	-	1,973
STRU-4X-3072-RT	30 x 72	1,746	2,050
STRU-4X-3084-RT	30 x 84	-	2,406
STRU-4X-3096-RT	30 x 96	-	2,608
STRU-4X-3660-RT	36 x 60	-	2,217
STRU-4X-3666-RT	36 x 66	-	2,315
STRU-4X-3672-RT	36 x 72	-	2,538
STRU-4X-3684-RT	36 x 84	-	2,659
STRU-4X-3696-RT	36 x 96	-	2,862
STRU-4X-36108-RT	36 x 108	-	3,362
STRU-4X-36120-RT	36 x 120	-	3,702
STRU-4X-4272-RT	42 x 72	-	2,608
STRU-4X-4284-RT	42 x 84	-	3,041
STRU-4X-4296-RT	42 x 96	-	3,231
STRU-4X-42108-RT	42 x 108	-	3,668
STRU-4X-42120-RT	42 x 120	-	3,857
STRU-4X-4884-RT	48 x 84	-	3,146
STRU-4X-4896-RT	48 x 96	-	3,314
STRU-4X-48108-RT	48 x 108	-	3,944
STRU-4X-48120-RT	48 x 120	-	4,238

\*An Oversize Fee has been implemented by freight carriers for all LTL shipments for pallets 8' and over.  
96"-108" - additional 250.00 | 109"-168" - additional 350.00 | Per custom pallet

CONFERENCE TABLES

**Structure 4X**

CONFIGURE & PRICE



Racetrack		
MODEL NUMBER	SIZE	OPTIONS+
STRU-4X-2460-RC	24 x 60	1,906
STRU-4X-2466-RC	24 x 66	1,973
STRU-4X-2472-RC	24 x 72	2,129
STRU-4X-2484-RC	24 x 84	2,407
STRU-4X-2496-RC	24 x 96	2,575
STRU-4X-3060-RC	30 x 60	2,111
STRU-4X-3066-RC	30 x 66	2,151
STRU-4X-3072-RC	30 x 72	2,246
STRU-4X-3084-RC	30 x 84	2,764
STRU-4X-3096-RC	30 x 96	2,902
STRU-4X-3660-RC	36 x 60	2,417
STRU-4X-3672-RC	36 x 72	2,671
STRU-4X-3684-RC	36 x 84	3,052
STRU-4X-3696-RC	36 x 96	3,187
STRU-4X-36108-RC	36 x 108	3,754
STRU-4X-36120-RC	36 x 120	4,093
STRU-4X-4272-RC	42 x 72	2,904
STRU-4X-4284-RC	42 x 84	3,421
STRU-4X-4296-RC	42 x 96	3,667
STRU-4X-42108-RC	42 x 108	4,145
STRU-4X-42120-RC	42 x 120	4,380
STRU-4X-4884-RC	48 x 84	3,560
STRU-4X-4896-RC	48 x 96	3,762
STRU-4X-48108-RC	48 x 108	4,475
STRU-4X-48120-RC	48 x 120	4,856

Boat Shape		
MODEL NUMBER	SIZE	OPTIONS+
STRU-4X-2460-BT	24 x 60	1,960
STRU-4X-2466-BT	24 x 66	2,025
STRU-4X-2472-BT	24 x 72	2,182
STRU-4X-2484-BT	24 x 84	2,491
STRU-4X-2496-BT	24 x 96	2,671
STRU-4X-3060-BT	30 x 60	2,171
STRU-4X-3066-BT	30 x 66	2,226
STRU-4X-3072-BT	30 x 72	2,417
STRU-4X-3084-BT	30 x 84	2,872
STRU-4X-3096-BT	30 x 96	3,019
STRU-4X-3660-BT	36 x 60	2,499
STRU-4X-3666-BT	36 x 66	2,628
STRU-4X-3672-BT	36 x 72	2,721
STRU-4X-3684-BT	36 x 84	3,103
STRU-4X-3696-BT	36 x 96	3,253
STRU-4X-36108-BT	36 x 108	3,828
STRU-4X-36120-BT	36 x 120	4,188
STRU-4X-4272-BT	42 x 72	2,945
STRU-4X-4284-BT	42 x 84	3,498
STRU-4X-4296-BT	42 x 96	3,751
STRU-4X-42108-BT	42 x 108	4,230
STRU-4X-42120-BT	42 x 120	4,475
STRU-4X-4884-BT	48 x 84	3,636
STRU-4X-4896-BT	48 x 96	3,855
STRU-4X-48108-BT	48 x 108	4,578
STRU-4X-48120-BT	48 x 120	4,984

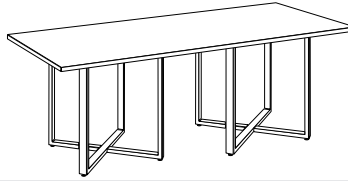
**Structure 4X Options**

DESCRIPTION	ADD-ON
2 Piece Tabletop Standard for sizes over 108"	-
1 Piece Tabletop for sizes up to 168"	586

CONFERENCE TABLES

**Structure Cube**

CONFIGURE & PRICE



Rectangle			
MODEL NUMBER	SIZE	OPTIONS+	5-DAY QS
STRU-CU-3666-RT	36 x 66	2,308	1,700
STRU-CU-3672-RT	36 x 72	2,438	-
STRU-CU-3684-RT	36 x 84	2,742	-
STRU-CU-3696-RT	36 x 96	2,856	-
STRU-CU-36108-RT	36 x 108	3,246	-
STRU-CU-36120-RT	36 x 120	3,561	-
STRU-CU-4272-RT	42 x 72	2,849	-
STRU-CU-4284-RT	42 x 84	3,330	-
STRU-CU-4296-RT	42 x 96	3,551	-
STRU-CU-42108-RT	42 x 108	3,922	-
STRU-CU-42120-RT	42 x 120	4,006	-
STRU-CU-4884-RT	48 x 84	3,654	-
STRU-CU-4896-RT	48 x 96	3,847	-
STRU-CU-48108-RT	48 x 108	4,238	-
STRU-CU-48120-RT	48 x 120	4,546	-
STRU-CU-6096-RT	60 x 96	3,854	-
STRU-CU-60108-RT	60 x 108	4,172	-
STRU-CU-60120-RT	60 x 120	4,479	-

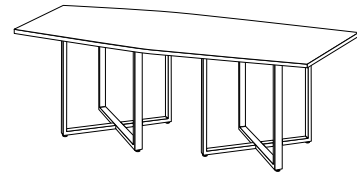
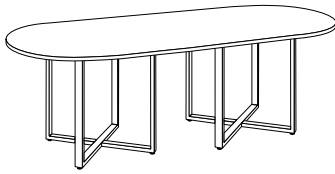
**Structure Cube Options**

DESCRIPTION	ADD-ON
2 Piece Tabletop Standard for sizes over 108"	-
1 Piece Tabletop for sizes up to 168"	586

\*An Oversize Fee has been implemented by freight carriers for all LTL shipments for pallets 8' and over.  
 96"-108" - additional 250.00 | 109"-168" - additional 350.00 | Per custom pallet

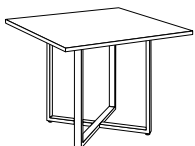

# Structure Cube

CONFIGURE & PRICE



Racetrack		
MODEL NUMBER	SIZE	OPTIONS+
STRU-CU-3666-RC	36 x 66	2,483
STRU-CU-3672-RC	36 x 72	2,628
STRU-CU-3684-RC	36 x 84	3,009
STRU-CU-3696-RC	36 x 96	3,146
STRU-CU-36108-RC	36 x 108	3,712
STRU-CU-36120-RC	36 x 120	4,134
STRU-CU-4272-RC	42 x 72	2,989
STRU-CU-4284-RC	42 x 84	3,509
STRU-CU-4296-RC	42 x 96	3,751
STRU-CU-42108-RC	42 x 108	4,230
STRU-CU-42120-RC	42 x 120	4,463
STRU-CU-4884-RC	48 x 84	3,855
STRU-CU-4896-RC	48 x 96	4,057
STRU-CU-48108-RC	48 x 108	4,771
STRU-CU-48120-RC	48 x 120	5,152
STRU-CU-6096-RC	60 x 96	3,980
STRU-CU-60108-RC	60 x 108	4,678
STRU-CU-60120-RC	60 x 120	5,013

Boat Shape		
MODEL NUMBER	SIZE	OPTIONS+
STRU-CU-3672-BT	36 x 72	2,679
STRU-CU-3684-BT	36 x 84	3,063
STRU-CU-3696-BT	36 x 96	3,209
STRU-CU-36108-BT	36 x 108	3,795
STRU-CU-36120-BT	36 x 120	4,221
STRU-CU-4272-BT	42 x 72	3,041
STRU-CU-4284-BT	42 x 84	3,581
STRU-CU-4296-BT	42 x 96	3,835
STRU-CU-42108-BT	42 x 108	4,314
STRU-CU-42120-BT	42 x 120	4,559
STRU-CU-4884-BT	48 x 84	3,932
STRU-CU-4896-BT	48 x 96	4,153
STRU-CU-48108-BT	48 x 108	4,886
STRU-CU-48120-BT	48 x 120	5,279
STRU-CU-6096-BT	60 x 96	4,057
STRU-CU-60108-BT	60 x 108	4,792
STRU-CU-60120-BT	60 x 120	5,177

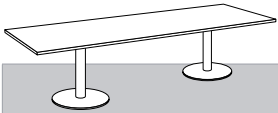


	MODEL NUMBER	SIZE	BEST VALUE	OPTIONS+	5-DAY QS
Round	STRU-CU-42-RD	42"	1,248	1,782	-
	STRU-CU-48-RD	48"	-	1,958	-
	STRU-CU-54-RD	54"	-	2,275	-
	STRU-CU-60-RD	60"	-	2,435	-
	STRU-CU-72-RD	72"	-	3,648	-
Square	STRU-CU-4242-SQ	42 x 42	1,305	1,599	-
	STRU-CU-4848-SQ	48 x 48	-	1,865	-
	STRU-CU-5454-SQ	54 x 54	-	1,921	-
	STRU-CU-6060-SQ	60 x 60	-	2,043	-

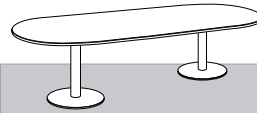
CONFERENCE TABLES

Venice

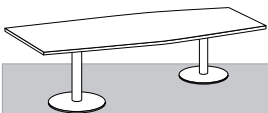
CONFIGURE & PRICE



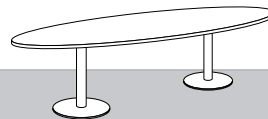
Rectangle		
MODEL NUMBER	SIZE	OPTIONS+
VNCE-3660-RT	36 x 60	2,204
VNCE-3666-RT	36 x 66	2,321
VNCE-3672-RT	36 x 72	2,373
VNCE-3678-RT	36 x 78	2,552
VNCE-3684-RT	36 x 84	2,675
VNCE-3696-RT	36 x 96	2,788
VNCE-36108-RT	36 x 108	4,073
VNCE-36120-RT	36 x 120	4,350
VNCE-36144-RT	36 x 144	7,126
VNCE-4278-RT	42 x 78	2,190
VNCE-4284-RT	42 x 84	2,491
VNCE-4296-RT	42 x 96	2,692
VNCE-42108-RT	42 x 102	3,242
VNCE-42120-RT	42 x 120	3,480
VNCE-42144-RT	42 x 144	5,991



Racetrack		
MODEL NUMBER	SIZE	OPTIONS+
VNCE-3660-RC	36 x 60	2,498
VNCE-3666-RC	36 x 66	2,619
VNCE-3672-RC	36 x 72	2,673
VNCE-3678-RC	36 x 78	2,897
VNCE-3684-RC	36 x 84	3,050
VNCE-3696-RC	36 x 96	3,285
VNCE-36108-RC	36 x 108	3,878
VNCE-36120-RC	36 x 120	4,311
VNCE-36144-RC	36 x 144	5,379
VNCE-4278-RC	42 x 78	3,966
VNCE-4284-RC	42 x 84	4,342
VNCE-4296-RC	42 x 96	4,595
VNCE-42108-RC	42 x 108	5,089
VNCE-42120-RC	42 x 120	5,969
VNCE-42144-RC	42 x 144	6,604




Boat Shape		
MODEL NUMBER	SIZE	OPTIONS+
VNCE-3660-BT	36 x 60	2,538
VNCE-3666-BT	36 x 66	2,666
VNCE-3672-BT	36 x 72	2,715
VNCE-3684-BT	36 x 84	3,112
VNCE-3696-BT	36 x 96	3,352
VNCE-36108-BT	36 x 108	3,863
VNCE-36120-BT	36 x 120	4,105
VNCE-36144-BT	36 x 144	4,809
VNCE-4278-BT	42 x 78	2,631
VNCE-4284-BT	42 x 84	3,018
VNCE-4296-BT	42 x 96	3,284
VNCE-42108-BT	42 x 108	3,784
VNCE-42120-BT	42 x 120	4,030
VNCE-42144-BT	42 x 144	6,734



Oval		
MODEL NUMBER	SIZE	OPTIONS+
VNCE-3660-OV	36 x 60	2,662
VNCE-3666-OV	36 x 66	2,805
VNCE-3672-OV	36 x 72	2,954
VNCE-3684-OV	36 x 84	3,304
VNCE-3696-OV	36 x 96	3,560
VNCE-36108-OV	36 x 108	4,150
VNCE-36120-OV	36 x 120	4,606
VNCE-36144-OV	36 x 144	5,157
VNCE-4278-OV	42 x 78	2,817
VNCE-4284-OV	42 x 84	3,257
VNCE-4296-OV	42 x 96	3,549
VNCE-42108-OV	42 x 108	4,073
VNCE-42120-OV	42 x 120	4,350
VNCE-42144-OV	42 x 144	7,126

MODEL NUMBER	DESCRIPTION	ADD-ON	
		UP TO 120" LONG	144" LONG
-BH	Bar Height 42"	180	270
		UP TO 96" LONG	108" - 144" LONG
	2 Piece Tabletop Standard for sizes over 108"	-	-
	1 Piece Tabletop for sizes 108" to 168"	-	586

CONFERENCE TABLES  
**ZIA Conference**




[CONFIGURE & PRICE](#)

H	SHAPE	MODEL NUMBER	SIZE	COLUMN	BEST VALUE	OPTIONS+
29"	D SHAPE	ZIA-CON90	36 x 60	SINGLE	-	2,342
		ZIA-CON92	36 x 72		-	2,582
		ZIA-CON94	36 x 84		-	2,838
		ZIA-CON96	36 x 96		-	2,939
		ZIA-CON98	42 x 60		-	2,810
		ZIA-CON100	42 x 72		-	2,898
		ZIA-CON102	42 x 84		-	3,278
		ZIA-CON104	42 x 96		-	3,329
	ELLIPSE	ZIA-CON65	36 x 60	SINGLE	-	2,055
		ZIA-CON68	36 x 72		-	2,200
		ZIA-CON21	36 x 84		-	2,434
		ZIA-CON24	36 x 96		-	2,526
		ZIA-CON27	36 x 120		-	3,378
		ZIA-CON30	36 x 144		-	3,668
		ZIA-CON71	42 x 60		-	2,258
		ZIA-CON77	42 x 72		-	2,450
		ZIA-CON14	42 x 84		-	2,728
		ZIA-CON36	42 x 96		-	2,837
		ZIA-CON17	42 x 120		-	3,773
		ZIA-CON47	42 x 144		-	4,132
	ZIA-CON03	48 x 60	-	2,195		
	RECTANGLE	ZIA-CON64	36 x 60	SINGLE	-	1,736
		ZIA-CON67	36 x 72		-	1,903
		ZIA-CON23	36 x 84		-	2,051
		ZIA-CON26	36 x 96		-	2,161
		ZIA-CON29	36 x 120		-	2,942
		ZIA-CON32	36 x 144		-	3,274
		ZIA-CON70	42 x 60		-	1,958
		ZIA-CON76	42 x 72		-	2,174
		ZIA-CON13	42 x 84		-	2,369
ZIA-CON38		42 x 96	-		2,498	




CONFERENCE TABLES  
**ZIA Conference**



[CONFIGURE & PRICE](#)

H	SHAPE	MODEL NUMBER	SIZE	COLUMN	BEST VALUE	OPTIONS+
29"	RECTANGLE	ZIA-CON16	42 x 120	SINGLE	-	3,365
		ZIA-CON46	42 x 144		-	3,772
		ZIA-CON02	48 x 60		-	1,904
	SUPER RECTANGLE	ZIA-CON63	36 x 60	SINGLE	-	2,351
		ZIA-CON66	36 x 72		-	2,405
		ZIA-CON22	36 x 84		-	2,741
		ZIA-CON25	36 x 96		-	2,828
		ZIA-CON28	36 x 120		-	3,721
		ZIA-CON31	36 x 144		-	4,081
		ZIA-CON69	42 x 60		-	2,508
		ZIA-CON75	42 x 72		-	2,696
		ZIA-CON12	42 x 84		-	3,140
		ZIA-CON37	42 x 96		-	3,170
		ZIA-CON15	42 x 120		-	4,186
	ZIA-CON45	42 x 144	-	4,423		
	ZIA-CON01	48 x 60	-	2,640		
	ROUND	ZIA-CON84	60	SINGLE	-	2,575
SQUARE	ZIA-CON05	60 x 60	SINGLE	-	2,114	
SUPER SQUARE	ZIA-CON04	60 x 60	SINGLE	-	2,817	
42"	D SHAPE	ZIA-CON91	36 x 60	SINGLE	-	2,380
		ZIA-CON93	36 x 72		-	2,620
		ZIA-CON95	36 x 84		-	2,875
		ZIA-CON97	36 x 96		-	2,977
		ZIA-CON99	42 x 60		-	2,848
		ZIA-CON101	42 x 72		-	2,936
		ZIA-CON103	42 x 84		-	3,315
		ZIA-CON105	42 x 96		-	3,367
	RECTANGLE	ZIA-CON09	48 x 60	SINGLE	-	1,943
	SUPER RECTANGLE	ZIA-CON08	48 x 60	SINGLE	-	2,679


CONFERENCE TABLES  
**ZIA Conference**



[CONFIGURE & PRICE](#)

H	SHAPE	MODEL NUMBER	SIZE	COLUMN	BEST VALUE	OPTIONS+
29"	D-SHAPE	ZIA-CON106	42 x 60	DUAL	-	3,386
		ZIA-CON108	42 x 72		-	3,447
		ZIA-CON110	42 x 84		-	3,847
		ZIA-CON112	42 x 96		-	3,963
		ZIA-CON114	48 x 60		-	3,447
		ZIA-CON116	48 x 72		-	3,633
		ZIA-CON118	48 x 84		-	3,982
		ZIA-CON120	48 x 96		-	4,039
	ELLIPSE	ZIA-CON74	42 x 60	DUAL	-	2,832
		ZIA-CON80	42 x 72		-	2,998
		ZIA-CON35	42 x 84		-	3,330
		ZIA-CON39	42 x 96		-	3,324
		ZIA-CON44	42 x 120		-	4,679
		ZIA-CON50	42 x 144		-	4,766
		ZIA-CON83	48 x 72		-	3,071
		ZIA-CON53	48 x 84		-	3,334
		ZIA-CON56	48 x 96		-	3,421
		ZIA-CON59	48 x 120		-	4,683
		ZIA-CON62	48 x 144		-	5,044
		ZIA-CON87	60 x 120		-	5,214
	ZIA-CON18	60 x 144	-	5,789		
	RECTANGLE	ZIA-CON73	42 x 60	DUAL	-	2,533
		ZIA-CON79	42 x 72		-	2,722
		ZIA-CON34	42 x 84		-	2,971
		ZIA-CON41	42 x 96		-	2,985
		ZIA-CON43	42 x 120		-	4,272
		ZIA-CON49	42 x 144		-	4,678
		ZIA-CON82	48 x 72		-	2,803
		ZIA-CON52	48 x 84		-	2,984
		ZIA-CON55	48 x 96		-	3,091
ZIA-CON58		48 x 120	-		4,283	

CONFERENCE TABLES  
**ZIA Conference**



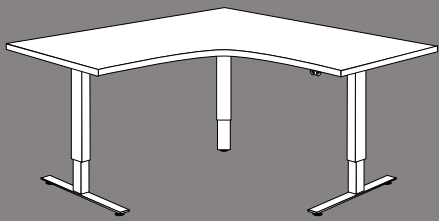
[CONFIGURE & PRICE](#)

H	SHAPE	MODEL NUMBER	SIZE	COLUMN	BEST VALUE	OPTIONS+
29"	RECTANGLE	ZIA-CON61	48 x 144	DUAL	-	4,691
		ZIA-CON89	60 x 120		-	4,724
		ZIA-CON20	60 x 144		-	5,362
	SUPER RECTANGLE	ZIA-CON72	42 x 60	DUAL	-	3,082
		ZIA-CON78	42 x 72		-	3,244
		ZIA-CON33	42 x 84		-	3,742
		ZIA-CON40	42 x 96		-	3,745
		ZIA-CON42	42 x 120		-	5,092
		ZIA-CON48	42 x 144		-	5,330
		ZIA-CON81	48 x 72		-	3,391
		ZIA-CON51	48 x 84		-	3,827
		ZIA-CON54	48 x 96		-	3,870
		ZIA-CON57	48 x 120		-	5,189
	ZIA-CON60	48 x 144	-	5,374		
	ZIA-CON88	60 x 120	-	5,518		
	ZIA-CON19	60 x 144	-	6,210		
ROUND	ZIA-CON85	60	DUAL	-	3,184	
SQUARE	ZIA-CON07	60 x 60	DUAL	-	2,826	
SUPER SQUARE	ZIA-CON06	60 x 60	DUAL	-	3,528	
42"	D-SHAPE	ZIA-CON107	42 x 60	DUAL	-	3,463
		ZIA-CON109	42 x 72		-	3,524
		ZIA-CON111	42 x 84		-	3,924
		ZIA-CON113	42 x 96		-	4,041
		ZIA-CON115	48 x 60		-	3,524
		ZIA-CON117	48 x 72		-	3,711
		ZIA-CON119	48 x 84		-	4,059
		ZIA-CON121	48 x 96		-	4,116
	ROUND	ZIA-CON86	60	DUAL	-	3,261
	SQUARE	ZIA-CON11	60 x 60		-	2,897
SUPER SQUARE	ZIA-CON10	60 x 60	-		3,599	

CONFERENCE TABLES

## Accessories for Conference Tables

OPTION	DESCRIPTION	PRICE
Grommet	Round or Rectangle	Visit <a href="http://specialt.net">specialt.net</a>
Power & Data Management	Burele, EZ Power, Interact G2, Cove, Oasis, Stafford, Villa, Qi Wireless Charger	
Wire Management	Loop Clips, Velcro Loop, Cable Grip, J-shape Wire Channel, Snap Wire Channel, Wire Trough, Wire Tray, 1" Wire Channel, Magnetic Channel, Adjustable Spine, Integrated	
Chairs	Task, Stacking, Flipper, Sled	



## HEIGHT ADJUSTABLE TABLES

HEIGHT ADJUSTABLE

# Hike



CONFIGURE & PRICE

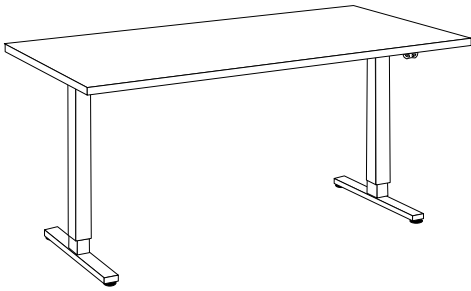
	MODEL NUMBER	SIZE	BEST VALUE	OPTIONS+	5-DAY QS
Rectangle	HIKE-2448	24" x 48"	1,056	1,308	-
	HIKE-2454	24" x 54"	-	1,371	-
	HIKE-2460	24" x 60"	1,071	1,294	-
	HIKE-2466	24" x 66"	-	1,451	-
	HIKE-2472	24" x 72"	1,098	1,465	-
	HIKE-3048	30" x 48"	-	1,367	-
	HIKE-3054	30" x 54"	-	1,444	-
	HIKE-3060	30" x 60"	1,098	1,465	-
	HIKE-3066	30" x 66"	-	1,474	-
	HIKE-3072	30" x 72"	1,187	1,552	-
Trapezoid	HIKE-3060-TR	30" x 60"	-	1,764	-
	HIKE-3072-TR	30" x 72"	-	1,880	-
1/2 Round	HIKE-6030-HR	60" x 30"	-	1,769	-
Crescent	HIKE-244875-CR	24" x 48" x 75"	-	2,040	-
	HIKE-246094-CR	24" x 60" x 94"	-	2,220	-
	HIKE-304875-CR	30" x 48" x 75"	-	2,040	-
	HIKE-306094-CR	30" x 60" x 94"	-	2,307	-
Equal Corner	HIKE-4224-EQC	42" x 24"	-	2,016	-
	HIKE-4824-EQC	48" x 24"	-	2,048	-

HEIGHT ADJUSTABLE

## Liberty Electric Tables

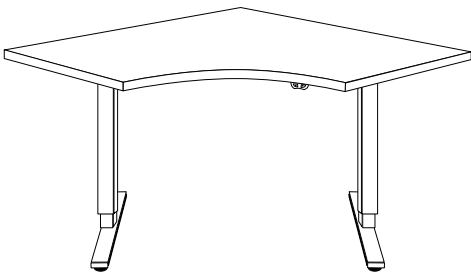
CONFIGURE & PRICE

### Rectangle | 2-Legs | Two Stage



MODEL NUMBER	SIZE	BEST VALUE	OPTIONS+	5-DAY QS
LIB-2448	24x48	1,532	1,730	1,903
LIB-2454	24x54	-	1,798	1,979
LIB-2460	24x60	1,560	1,822	2,005
LIB-2466	24x66	-	1,883	2,073
LIB-2472	24x72	1,584	1,899	2,089
LIB-3048	30x48	-	1,793	1,972
LIB-3054	30x54	-	1,876	2,064
LIB-3060	30x60	1,584	1,899	2,089
LIB-3066	30x66	-	1,976	2,175
LIB-3072	30x72	1,687	1,991	2,191

### 2-Legs | Two Stage



SHAPE	MODEL NUMBER	SIZE	OPTIONS+
Equal Corner	LIB-4224-EC	42 x 42 x 24	2,700
	LIB-4824-EC	48 x 48 x 24	2,758
Trapezoid	LIB-3060-TRA	30 x 60	2,398
	LIB-3072-TRA	30 x 72	2,436
Half-Round	LIB-3060-HRD	30 x 60	2,222
Crescent	LIB-2448-CRE	24 x 48 x 75	2,513
	LIB-2460-CRE	24 x 60 x 94	2,705
	LIB-3048-CRE	30 x 48 x 75	2,513
	LIB-3060-CRE	30 x 60 x 94	2,799

### Liberty Electric Options

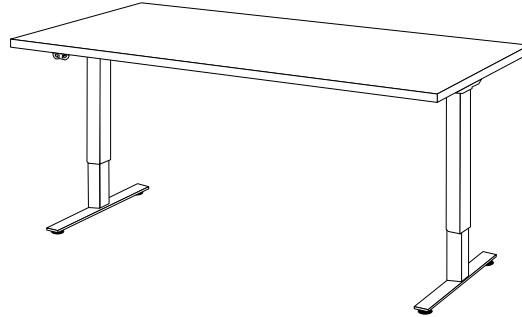
ITEM	DESCRIPTION	ADD-ON
Handset	Standard Up/Down Switch (by default)	0
	Digital Display with Memory Preset	105
Base Option	2S - 2 Stage: 27" - 46" height range (by default)	0

HEIGHT ADJUSTABLE

## Patriot Electric Tables

CONFIGURE & PRICE

Rectangle | 2-Legs | Two Stage



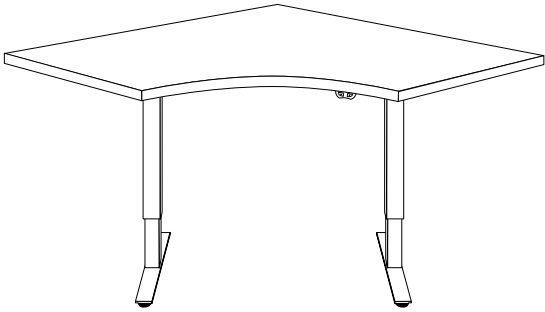
MODEL NUMBER	SIZE	BEST VALUE	OPTIONS+	5-DAY QS
PATR-2448	24x48	2,096	2,294	2,524
PATR-2454	24x54	-	2,378	2,616
PATR-2460	24x60	2,146	2,408	2,650
PATR-2466	24x66	-	2,438	2,684
PATR-2472	24x72	2,139	2,454	2,700
PATR-2478	24x78	-	2,593	2,852
PATR-2484	24x84	-	2,720	2,992
PATR-3048	30x48	-	2,370	2,608
PATR-3054	30x54	-	2,447	2,692
PATR-3060	30x60	2,154	2,469	2,717
PATR-3066	30x66	-	2,516	2,767
PATR-3072	30x72	2,242	2,547	2,802
PATR-3078	30x78	-	2,816	3,098
PATR-3084	30x84	-	2,969	3,267



HEIGHT ADJUSTABLE

## Patriot Electric Tables

### Equal Corner | 2-Legs | Two Stage

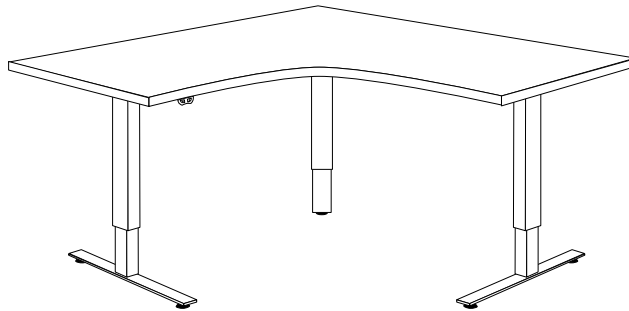


[CONFIGURE & PRICE](#)

MODEL NUMBER	SIZE	OPTIONS+
PATR-4224-EC	42 x 42 x 24	2,700
PATR-4824-EC	48 x 48 x 24	2,758
PATR-4830-EC	48 x 48 x 30	2,541

### Equal Corner | 3-Legs | Two Stage

[CONFIGURE & PRICE](#)

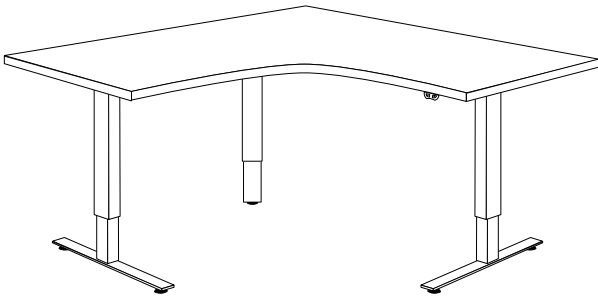


MODEL NUMBER	SIZE	OPTIONS+
PATR-6024-EC	60 x 60 x 24	4,005
PATR-6030-EC	60 x 60 x 30	4,197
PATR-6624-EC	66 x 66 x 24	4,313
PATR-6630-EC	66 x 66 x 30	4,481
PATR-7224-EC	72 x 72 x 24	4,520
PATR-7230-EC	72 x 72 x 30	4,619

HEIGHT ADJUSTABLE

# Patriot Electric Tables

## Extended Corner Right | 3-Legs | Two Stage



[CONFIGURE & PRICE](#)

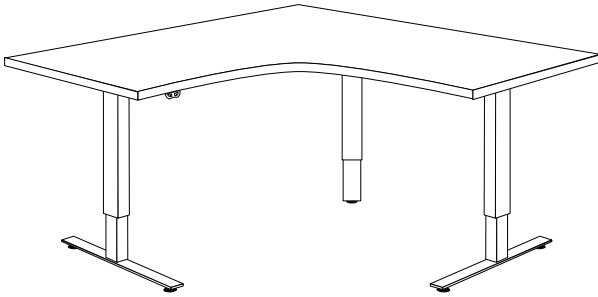
MODEL NUMBER	SIZE	OPTIONS+
PATR-603624-ECL	60 x 36 x 24	3,669
PATR-604224-ECL	60 x 42 x 24	3,706
PATR-723624-ECL	72 x 36 x 24	3,746
PATR-724224-ECL	72 x 42 x 24	3,937
PATR-603630-ECL	60 x 36 x 30	3,669
PATR-604230-ECL	60 x 42 x 30	3,706
PATR-723630-ECL	72 x 36 x 30	3,746
PATR-724230-ECL	72 x 42 x 30	3,937
PATR-604824-ECL	60 x 48 x 24	4,043
PATR-724824-ECL	72 x 48 x 24	4,427
PATR-726024-ECL	72 x 60 x 24	4,734
PATR-843624-ECL	84 x 36 x 24	4,774
PATR-844224-ECL	84 x 42 x 24	5,005
PATR-844824-ECL	84 x 48 x 24	5,042
PATR-846024-ECL	84 x 60 x 24	5,236
PATR-604830-ECL	60 x 48 x 30	4,043
PATR-724830-ECL	72 x 48 x 30	4,427
PATR-726030-ECL	72 x 60 x 30	4,734
PATR-843630-ECL	84 x 36 x 30	4,774
PATR-844230-ECL	84 x 42 x 30	5,005
PATR-844830-ECL	84 x 48 x 30	5,042
PATR-846030-ECL	84 x 60 x 30	5,236

HEIGHT ADJUSTABLE

## Patriot Electric Tables

Extended Corner Left | 3-Legs | Two Stage

[CONFIGURE & PRICE](#)



MODEL NUMBER	SIZE	OPTIONS+
PATR-603624-ECL	60 x 36 x 24	3,669
PATR-604224-ECL	60 x 42 x 24	3,706
PATR-723624-ECL	72 x 36 x 24	3,746
PATR-724224-ECL	72 x 42 x 24	3,937
PATR-603630-ECL	60 x 36 x 30	3,669
PATR-604230-ECL	60 x 42 x 30	3,706
PATR-723630-ECL	72 x 36 x 30	3,746
PATR-724230-ECL	72 x 42 x 30	3,937
PATR-604824-ECL	60 x 48 x 24	4,043
PATR-724824-ECL	72 x 48 x 24	4,427
PATR-726024-ECL	72 x 60 x 24	4,734
PATR-843624-ECL	84 x 36 x 24	4,774
PATR-844224-ECL	84 x 42 x 24	5,005
PATR-844824-ECL	84 x 48 x 24	5,042
PATR-846024-ECL	84 x 60 x 24	5,236
PATR-604830-ECL	60 x 48 x 30	4,043
PATR-724830-ECL	72 x 48 x 30	4,427
PATR-726030-ECL	72 x 60 x 30	4,734
PATR-843630-ECL	84 x 36 x 30	4,774
PATR-844230-ECL	84 x 42 x 30	5,005
PATR-844830-ECL	84 x 48 x 30	5,042
PATR-846030-ECL	84 x 60 x 30	5,236

HEIGHT ADJUSTABLE

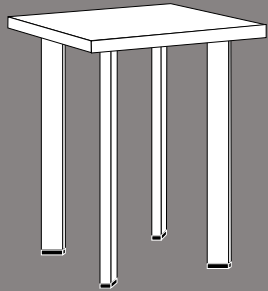
## Patriot Electric Tables Options

ITEM	DESCRIPTION	ADD-ON	
		2-LEGS	3-LEGS
Base Option	2S - 2 Stage: 27" - 46" height range (by default)	-	
	3S - 3 Stage: 23" - 48" height range	132	146
Handset	Standard Up/Down Switch (by default)	-	
	Digital Display with Memory Preset	105	
PAT-C	Casters	139	

HEIGHT ADJUSTABLE

## Accessories for Height Adjustable Tables

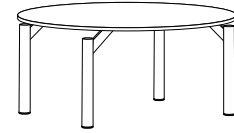
OPTION	DESCRIPTION	PRICE
Modesty Panels	PET, Perforated Steel, Frosted Acrylic	Visit <a href="http://specialt.net">specialt.net</a>
Privacy Screens	PET, Frosted Acrylic, Clear Plexiglas	
Grommets	Round or Rectangle	
Power & Data Management	Burele, EZ Power, Ashley Duo Air, Cove, Dean, Nacre, Node, Mho B, Villa, Qi Wireless Charger	
Wire Management	Loop Clips, Velcro Loop, Cable Grip, J-shape Wire Channel, Snap Wire Channel, Wire Trough, Wire Tray, 1" Wire Channel, Magnetic Channel, Adjustable Spine	
Chairs	Task, Stacking, Flipper, Sled	
Monitor Arms	Single, Dual, Single Arm with Cross Bar	



## OCCASIONAL TABLES





OCCASIONAL TABLES

**Relax Series | RLX1**

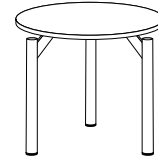


**Coffee Table - 17" High**

**CONFIGURE & PRICE**




SHAPE	MODEL NUMBER	SIZE	3MM EDGE	KNIFE EDGE
<b>Round</b> 	RLX1-30R-17	30"	1,306	1,567
	RLX1-36R-17	36"	1,438	1,725
	RLX1-42R-17	42"	1,674	2,009
	RLX1-48R-17	48"	1,730	2,076
<b>Square</b> 	RLX1-3030-17	30 x 30	1,268	1,523
	RLX1-3636-17	36 x 36	1,400	1,682
	RLX1-4242-17	42 x 42	1,637	1,965
	RLX1-4848-17	48 x 48	1,692	2,031
<b>Rectangle</b> 	RLX1-1830-17	18 x 30	954	1,146
	RLX1-1836-17	18 x 36	984	1,181
	RLX1-1842-17	18 x 42	1,045	1,255
	RLX1-2030-17	20 x 30	961	1,154
	RLX1-2036-17	20 x 36	999	1,199
	RLX1-2042-17	20 x 42	1,054	1,266
	RLX1-2436-17	24 x 36	1,031	1,237
	RLX1-2442-17	24 x 42	1,115	1,339
	RLX1-2448-17	24 x 48	1,123	1,348
<b>Oval</b> 	RLX1-2030-OV-17	20 x 30	1,306	1,567
	RLX1-2036-OV-17	20 x 36	1,337	1,606
	RLX1-2042-OV-17	20 x 42	1,368	1,641
	RLX1-2048-OV-17	20 x 48	1,400	1,682
	RLX1-2436-OV-17	24 x 36	1,377	1,652
	RLX1-2442-OV-17	24 x 42	1,406	1,689
	RLX1-2448-OV-17	24 x 48	1,438	1,725
	RLX1-3042-OV-17	30 x 42	1,469	1,765
	RLX1-3048-OV-17	30 x 48	1,500	1,800

OCCASIONAL TABLES  
**Relax Series | RLX1**



**End Table - 22" High**

**CONFIGURE & PRICE**

SHAPE	MODEL NUMBER	SIZE	3MM EDGE	KNIFE EDGE
<b>Round</b> 	<b>RLX1-16R-22</b>	16"	984	1,181
	<b>RLX1-18R-22</b>	18"	1,014	1,218
	<b>RLX1-20R-22</b>	20"	1,045	1,255
	<b>RLX1-24R-22</b>	24"	1,077	1,292
<b>Square</b> 	<b>RLX1-1616-22</b>	16 x 16	945	1,134
	<b>RLX1-1818-22</b>	18 x 18	976	1,172
	<b>RLX1-2020-22</b>	20 x 20	1,008	1,210
	<b>RLX1-2424-22</b>	24 x 24	1,038	1,245
<b>Rounded Triangle</b> 	<b>RLX1-18RTRI-22</b>	18 x 18	1,045	1,255
	<b>RLX1-20RTRI-22</b>	20 x 20	1,077	1,292
	<b>RLX1-24RTRI-22</b>	24 x 24	1,107	1,329

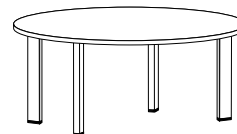
**RLX-1 Options**

MODEL NO.	DESCRIPTION	Coffee Table - 17" Height Add On		End Table - 22" Height Add On	
<b>-CA-RLX</b>	Caster	Round, Square, Rectangle, Oval Tables	80	Square Table	80
				Round, Rounded Triangle Tables	60

**Accessories for Occasional Tables**





Power Management	Burele, Node, Nacre (2 Power only), Qi Wireless Charger	Visit <a href="http://specialt.net">specialt.net</a>
Horizontal Wire Management	Loop Clips, Velcro Loop	

OCCASIONAL TABLES  
**Relax Series | RLX2**



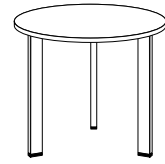
**Coffee Table - 17" High**

**CONFIGURE & PRICE**

SHAPE	MODEL NUMBER	SIZE	3MM EDGE	KNIFE EDGE
<b>Round</b> 	RLX2-30R-17	30"	1,268	1,529
	RLX2-36R-17	36"	1,400	1,687
	RLX2-42R-17	42"	1,637	1,972
	RLX2-48R-17	48"	1,692	2,038
<b>Square</b> 	RLX2-3030-17	30 x 30	1,230	1,485
	RLX2-3636-17	36 x 36	1,361	1,643
	RLX2-4242-17	42 x 42	1,599	1,927
	RLX2-4848-17	48 x 48	1,654	1,993
<b>Rectangle</b> 	RLX2-1830-17	18 x 30	931	1,123
	RLX2-1836-17	18 x 36	961	1,158
	RLX2-1842-17	18 x 42	1,031	1,241
	RLX2-2030-17	20 x 30	938	1,131
	RLX2-2036-17	20 x 36	984	1,184
	RLX2-2042-17	20 x 42	1,038	1,250
	RLX2-2436-17	24 x 36	1,008	1,214
	RLX2-2442-17	24 x 42	1,084	1,308
	RLX2-2448-17	24 x 48	1,100	1,325
<b>Oval</b> 	RLX2-2030-OV-17	20 x 30	1,268	1,529
	RLX2-2036-OV-17	20 x 36	1,300	1,569
	RLX2-2042-OV-17	20 x 42	1,331	1,604
	RLX2-2048-OV-17	20 x 48	1,361	1,643
	RLX2-2436-OV-17	24 x 36	1,337	1,612
	RLX2-2442-OV-17	24 x 42	1,368	1,651
	RLX2-2448-OV-17	24 x 48	1,400	1,687
	RLX2-3042-OV-17	30 x 42	1,430	1,726
	RLX2-3048-OV-17	30 x 48	1,460	1,760






OCCASIONAL TABLES  
**Relax Series | RLX2**



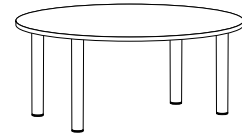
**End Table - 22" High**

**CONFIGURE & PRICE**

SHAPE	MODEL NUMBER	SIZE	3MM EDGE LIST PRICE	KNIFE EDGE LIST PRICE
<b>Round</b> 	<b>RLX2-16R-22</b>	16"	945	1,142
	<b>RLX2-18R-22</b>	18"	976	1,180
	<b>RLX2-20R-22</b>	20"	1,008	1,218
	<b>RLX2-24R-22</b>	24"	1,038	1,253
<b>Square</b> 	<b>RLX2-1616-22</b>	16 x 16	907	1,096
	<b>RLX2-1818-22</b>	18 x 18	938	1,134
	<b>RLX2-2020-22</b>	20 x 20	969	1,171
	<b>RLX2-2424-22</b>	24 x 24	999	1,206
<b>Rounded Triangle</b> 	<b>RLX2-18RTRI-22</b>	18 x 18	1,014	1,224
	<b>RLX2-20RTRI-22</b>	20 x 20	1,045	1,260
	<b>RLX2-24RTRI-22</b>	24 x 24	1,077	1,299





OCCASIONAL TABLES

**Relax Series | RLX3**

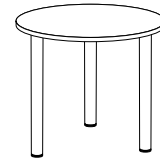


**Coffee Table - 17" High**

**CONFIGURE & PRICE**




SHAPE	MODEL NUMBER	SIZE	3MM EDGE	KNIFE EDGE
<b>Round</b> 	RLX3-30R-17	30"	1,038	1,299
	RLX3-36R-17	36"	1,138	1,425
	RLX3-42R-17	42"	1,253	1,588
	RLX3-48R-17	48"	1,383	1,729
<b>Square</b> 	RLX3-3030-17	30 x 30	999	1,254
	RLX3-3636-17	36 x 36	1,100	1,382
	RLX3-4242-17	42 x 42	1,213	1,541
	RLX3-4848-17	48 x 48	1,346	1,685
<b>Rectangle</b> 	RLX3-1830-17	18 x 30	800	992
	RLX3-1836-17	18 x 36	830	1,027
	RLX3-1842-17	18 x 42	860	1,070
	RLX3-2030-17	20 x 30	807	1,000
	RLX3-2036-17	20 x 36	839	1,039
	RLX3-2042-17	20 x 42	870	1,082
	RLX3-2436-17	24 x 36	938	1,144
	RLX3-2442-17	24 x 42	969	1,193
	RLX3-2448-17	24 x 48	999	1,224
<b>Oval</b> 	RLX3-2030-OV-17	20 x 30	1,152	1,413
	RLX3-2036-OV-17	20 x 36	1,184	1,453
	RLX3-2042-OV-17	20 x 42	1,213	1,486
	RLX3-2048-OV-17	20 x 48	1,246	1,528
	RLX3-2436-OV-17	24 x 36	1,223	1,498
	RLX3-2442-OV-17	24 x 42	1,253	1,536
	RLX3-2448-OV-17	24 x 48	1,285	1,572
	RLX3-3042-OV-17	30 x 42	1,315	1,611
	RLX3-3048-OV-17	30 x 48	1,346	1,646

OCCASIONAL TABLES  
**Relax Series | RLX3**



**End Table - 22" High**

**CONFIGURE & PRICE**

SHAPE	MODEL NUMBER	SIZE	3MM EDGE LIST PRICE	KNIFE EDGE LIST PRICE
<b>Round</b> 	RLX3-16R-22	16"	830	1,027
	RLX3-18R-22	18"	860	1,064
	RLX3-20R-22	20"	892	1,102
	RLX3-24R-22	24"	922	1,137
<b>Square</b> 	RLX3-1616-22	16 x 16	792	981
	RLX3-1818-22	18 x 18	823	1,019
	RLX3-2020-22	20 x 20	854	1,056
	RLX3-2424-22	24 x 24	885	1,092
<b>Rounded Triangle</b> 	RLX3-18RTRI-22	18 x 18	846	1,056
	RLX3-20RTRI-22	20 x 20	875	1,090
	RLX3-24RTRI-22	24 x 24	907	1,129

**RLX-3 Options**

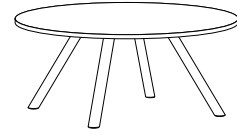
MODEL NO.	DESCRIPTION	Coffee Table - 17" Height Add On		End Table - 22" Height Add On	
-CA-RLX	Caster	Round, Square, Rectangle, Oval Tables	80	Square Table	80
				Round, Rounded Triangle Tables	60

**Accessories for Occasional Tables**

Power Management	Burele, Node, Nacre (2 Power only), Qi Wireless Charger	Visit <a href="http://specialt.net">specialt.net</a>
Horizontal Wire Management	Loop Clips, Velcro Loop	





OCCASIONAL TABLES

**Relax Series | RLX4**




**Coffee Table - 17" High**

**CONFIGURE & PRICE**




SHAPE	MODEL NUMBER	SIZE	3MM EDGE	KNIFE EDGE
<b>Round</b> 	RLX4-30R-17	30"	1,077	1,338
	RLX4-36R-17	36"	1,176	1,463
	RLX4-42R-17	42"	1,291	1,626
	RLX4-48R-17	48"	1,421	1,767
<b>Square</b> 	RLX4-3030-17	30 x 30	1,038	1,293
	RLX4-3636-17	36 x 36	1,138	1,420
	RLX4-4242-17	42 x 42	1,253	1,581
	RLX4-4848-17	48 x 48	1,383	1,722
<b>Rectangle</b> 	RLX4-1830-17	18 x 30	839	1,031
	RLX4-1836-17	18 x 36	870	1,067
	RLX4-1842-17	18 x 42	899	1,109
	RLX4-2030-17	20 x 30	846	1,039
	RLX4-2036-17	20 x 36	875	1,075
	RLX4-2042-17	20 x 42	907	1,119
	RLX4-2436-17	24 x 36	976	1,182
	RLX4-2442-17	24 x 42	1,008	1,232
	RLX4-2448-17	24 x 48	1,038	1,263
<b>Oval</b> 	RLX4-2030-OV-17	20 x 30	1,192	1,453
	RLX4-2036-OV-17	20 x 36	1,223	1,492
	RLX4-2042-OV-17	20 x 42	1,253	1,526
	RLX4-2048-OV-17	20 x 48	1,285	1,567
	RLX4-2436-OV-17	24 x 36	1,262	1,537
	RLX4-2442-OV-17	24 x 42	1,291	1,574
	RLX4-2448-OV-17	24 x 48	1,322	1,609
	RLX4-3042-OV-17	30 x 42	1,352	1,648
	RLX4-3048-OV-17	30 x 48	1,383	1,683

OCCASIONAL TABLES  
**Relax Series | RLX4**



**End Table - 22" High**

**CONFIGURE & PRICE**

SHAPE	MODEL NUMBER	SIZE	3MM EDGE LIST PRICE	KNIFE EDGE LIST PRICE
<b>Round</b> 	<b>RLX4-24R-22</b>	24"	961	1,176
<b>Square</b> 	<b>RLX4-1616-22</b>	16 x 16	830	1,019
	<b>RLX4-1818-22</b>	18 x 18	860	1,056
	<b>RLX4-2020-22</b>	20 x 20	892	1,094
	<b>RLX4-2424-22</b>	24 x 24	922	1,129
<b>Rounded Triangle</b> 	<b>RLX4-24RTRI-22</b>	24 x 24	945	1,167

**RLX-4 Options**

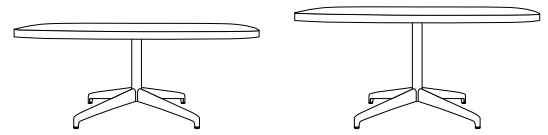
MODEL NO.	DESCRIPTION	Coffee Table - 17" Height Add On		End Table - 22" Height Add On	
<b>-CA-RLX</b>	Caster	Round, Square, Rectangle, Oval Tables	80	Square Table	-
				Round, Rounded Triangle Tables	-

**Accessories for Occasional Tables**

Power Management	Burele, Node, Nacre (2 Power only), Qi Wireless Charger	Visit <a href="http://specialt.net">specialt.net</a>
Horizontal Wire Management	Loop Clips, Velcro Loop	


OCCASIONAL TABLES

**ZIA Occasional**



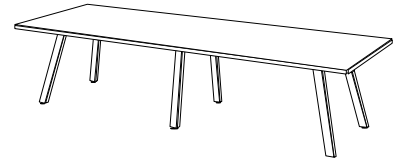
[CONFIGURE & PRICE](#)

H	SHAPE	MODEL NUMBER	SIZE	BEST VALUE	OPTIONS+
12"	ROUND	ZIA-OC11	30"	-	954
		ZIA-OC10	36"	-	1,113
		ZIA-OC09	42"	-	1,336
18"	SQUARE	ZIA-OC13	42" x 42"	-	1,118
	SOFT SQUARE	ZIA-OC08	42" x 42"	-	1,501
	OVAL	ZIA-OC12	30" x 60"	-	1,323
		ZIA-OC07	36" x 72"	-	1,792
20"	ROUND	ZIA-OC05	20"	-	863
		ZIA-OC06	30"	-	965
	SQUARE	ZIA-OC03	20" x 20"	-	962
		ZIA-OC04	24" x 24"	-	1,036
	SOFT SQUARE	ZIA-OC02	20" x 20"	-	1,024
		ZIA-OC01	24" x 24"	-	1,075



## COLLABORATION TABLES

DESKING SYSTEMS  
**AIM EZ Desking**

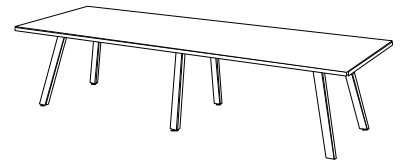


**CONFIGURE & PRICE**

	MODEL NUMBER	DESCRIPTION	SIZE	OPTIONS+
24" x 48"	AIM-EZ-D-2448-2	24" x 48" Rectangle, 2-pack	24" x 48" (2)	1,808
	AIM-EZ-D-2448-4	24" x 48" Rectangle, 4-pack	24" x 48" (4)	3,454
	AIM-EZ-D-2448-6	24" x 48" Rectangle, 6-pack	24" x 48" (6)	5,102
	AIM-EZ-D-2448-8	24" x 48" Rectangle, 8-pack	24" x 48" (8)	6,751
	AIM-EZ-D-2448-10	24" x 48" Rectangle, 10-pack	24" x 48" (10)	8,396
	AIM-EZ-D-2448-12	24" x 48" Rectangle, 12-pack	24" x 48" (12)	10,045
24" x 60"	AIM-EZ-D-2460-2	24" x 60" Rectangle, 2-pack	24" x 60" (2)	2,151
	AIM-EZ-D-2460-4	24" x 60" Rectangle, 4-pack	24" x 60" (4)	4,227
	AIM-EZ-D-2460-6	24" x 60" Rectangle, 6-pack	24" x 60" (6)	6,218
	AIM-EZ-D-2460-8	24" x 60" Rectangle, 8-pack	24" x 60" (8)	8,209
	AIM-EZ-D-2460-10	24" x 60" Rectangle, 10-pack	24" x 60" (10)	10,199
	AIM-EZ-D-2460-12	24" x 60" Rectangle, 12-pack	24" x 60" (12)	12,192
24" x 72"	AIM-EZ-D-2472-2	24" x 72" Rectangle, 2-pack	24" x 72" (2)	2,351
	AIM-EZ-D-2472-4	24" x 72" Rectangle, 4-pack	24" x 72" (4)	4,568
	AIM-EZ-D-2472-6	24" x 72" Rectangle, 6-pack	24" x 72" (6)	6,730
	AIM-EZ-D-2472-8	24" x 72" Rectangle, 8-pack	24" x 72" (8)	8,892
	AIM-EZ-D-2472-10	24" x 72" Rectangle, 10-pack	24" x 72" (10)	11,056
	AIM-EZ-D-2472-12	24" x 72" Rectangle, 12-pack	24" x 72" (12)	13,217



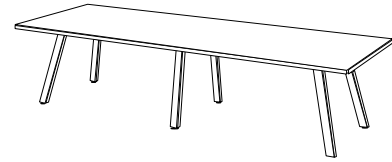
DESKING SYSTEMS  
**AIM EZ Desking**



**CONFIGURE & PRICE**

	MODEL NUMBER	DESCRIPTION	SIZE	OPTIONS+
30" x 48"	AIM-EZ-D-3048-2	30" x 48" Rectangle, 2-pack	30" x 48" (2)	1,971
	AIM-EZ-D-3048-4	30" x 48" Rectangle, 4-pack	30" x 48" (4)	3,782
	AIM-EZ-D-3048-6	30" x 48" Rectangle, 6-pack	30" x 48" (6)	5,594
	AIM-EZ-D-3048-8	30" x 48" Rectangle, 8-pack	30" x 48" (8)	7,402
	AIM-EZ-D-3048-10	30" x 48" Rectangle, 10-pack	30" x 48" (10)	9,214
	AIM-EZ-D-3048-12	30" x 48" Rectangle, 12-pack	30" x 48" (12)	11,024
30" x 60"	AIM-EZ-D-3060-2	30" x 60" Rectangle, 2-pack	30" x 60" (2)	2,349
	AIM-EZ-D-3060-4	30" x 60" Rectangle, 4-pack	30" x 60" (4)	4,382
	AIM-EZ-D-3060-6	30" x 60" Rectangle, 6-pack	30" x 60" (6)	6,572
	AIM-EZ-D-3060-8	30" x 60" Rectangle, 8-pack	30" x 60" (8)	8,764
	AIM-EZ-D-3060-10	30" x 60" Rectangle, 10-pack	30" x 60" (10)	10,954
	AIM-EZ-D-3060-12	30" x 60" Rectangle, 12-pack	30" x 60" (12)	13,144
30" x 72"	AIM-EZ-D-3072-2	30" x 72" Rectangle, 2-pack	30" x 72" (2)	2,587
	AIM-EZ-D-3072-4	30" x 72" Rectangle, 4-pack	30" x 72" (4)	5,039
	AIM-EZ-D-3072-6	30" x 72" Rectangle, 6-pack	30" x 72" (6)	7,438
	AIM-EZ-D-3072-8	30" x 72" Rectangle, 8-pack	30" x 72" (8)	9,835
	AIM-EZ-D-3072-10	30" x 72" Rectangle, 10-pack	30" x 72" (10)	12,232
	AIM-EZ-D-3072-12	30" x 72" Rectangle, 12-pack	30" x 72" (12)	14,629

DESKING SYSTEMS  
**AIM EZ Desking**

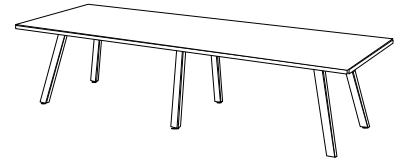


**CONFIGURE & PRICE**

		MODEL NUMBER	DESCRIPTION	2 PACK	4 PACK	6 PACK	8 PACK	10 PACK	12 PACK
<b>Returns</b>		<b>AIM-EZ-1842-RETURN</b>	18" x 42" Rectangle Top Return, HPL	910	1,820	2,730	3,640	4,550	5,460
		<b>AIM-EZ-1848-RETURN</b>	18" x 48" Rectangle Top Return, HPL	932	1,864	2,796	3,728	4,660	5,592
<b>PET Screens</b>	<b>FRONT PANELS</b>	<b>PET-2448-PS-TMB</b>	PET Front Panel, 24" x 48"; Gray	576	1,152	1,728	2,304	2,880	3,456
		<b>PET-2460-PS-TMB</b>	PET Front Panel, 24" x 60"; Gray	779	1,558	2,337	3,116	3,895	4,674
		<b>PET-2472-PS-TMB</b>	PET Front Panel, 24" x 72"; Gray	829	1,658	2,487	3,316	4,145	4,974
	<b>SIDE PANELS</b>	<b>PET-2424-PS-TMB</b>	PET 24" x 24" Side Panel, Gray	-	828	1,656	2,484	3,312	4,140
		<b>PET-2430-PS-TMB</b>	PET 24" x 30" Side Panel, Gray	-	1,008	2,016	3,024	4,032	5,040
	<b>END PANELS</b>	<b>PET-2424-PS-C-BR</b>	PET 24" x 24" End Panel w/C-Clamps, Gray	2,036	2,036	2,036	2,036	2,036	2,036
		<b>PET-2430-PS-C-BR</b>	PET 24" x 30" End Panel w/C-Clamps, Gray	2,396	2,396	2,396	2,396	2,396	2,396
	<b>FRONT PANELS</b>	<b>PET-1448-PS-TMB</b>	PET Front Panel, 14" x 48"; Gray	417	834	1,251	1,668	2,085	2,502
		<b>PET-1460-PS-TMB</b>	PET Front Panel, 14" x 60"; Gray	572	1,144	1,716	2,288	2,860	3,432
		<b>PET-1472-PS-TMB</b>	PET Front Panel, 14" x 72"; Gray	629	1,258	1,887	2,516	3,145	3,774
	<b>SIDE PANELS</b>	<b>PET-1424-PS-TMB</b>	PET 14" x 24" Side Panel, Gray	-	554	1,108	1,662	2,216	2,770
		<b>PET-1430-PS-TMB</b>	PET 14" x 30" Side Panel, Gray	-	726	1,452	2,178	2,904	3,630
	<b>END PANELS</b>	<b>PET-1424-PS-C-BR</b>	PET 14" x 24" End Panel w/C-Clamps, Gray	1,488	1,488	1,488	1,488	1,488	1,488
		<b>PET-1430-PS-C-BR</b>	PET 14" x 30" End Panel w/C-Clamps, Gray	1,832	1,832	1,832	1,832	1,832	1,832

Returns are only available for 60" and 72" worksurfaces

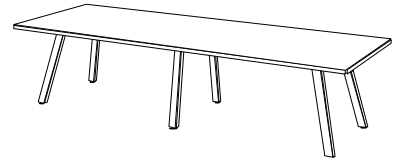
DESKING SYSTEMS  
**AIM EZ Desking**



**CONFIGURE & PRICE**

		MODEL NUMBER	DESCRIPTION	2 PACK	4 PACK	6 PACK	8 PACK	10 PACK	12 PACK
Clear Plexiglas Screens	FRONT PANELS	PLEX-3048-PS-TMB	Clear Plexiglas Front Panel, 30" x 48"	659	1,318	1,977	2,636	3,295	3,954
		PLEX-3060-PS-TMB	Clear Plexiglas Front Panel, 30" x 60"	815	1,630	2,445	3,260	4,075	4,890
		PLEX-3072-PS-TMB	Clear Plexiglas Front Panel, 30" x 72"	897	1,794	2,691	3,588	4,485	5,382
	SIDE PANELS	PLEX-3024-PS-TMB	Clear Plexiglas Side Panel, 30" x 24"	-	838	1,676	2,514	3,352	4,190
		PLEX-3030-PS-TMB	Clear Plexiglas Side Panel, 30" x 30"	-	920	1,840	2,760	3,680	4,600
	END PANELS	PLEX-3024-PS-C-BR	Clear Plexiglas End Panel with C-Clamp; 30" x 24"	2,056	2,056	2,056	2,056	2,056	2,056
		PLEX-3030-PS-C-BR	Clear Plexiglas End Panel with C-Clamp; 30" x 30"	2,220	2,220	2,220	2,220	2,220	2,220
	FRONT PANELS	PLEX-2448-PS-TMB	Clear Plexiglas Front Panel, 24" x 48"	397	794	1,191	1,588	1,985	2,382
		PLEX-2460-PS-TMB	Clear Plexiglas Front Panel, 24" x 60"	454	908	1,362	1,816	2,270	2,724
		PLEX-2472-PS-TMB	Clear Plexiglas Front Panel, 24" x 72"	512	1,024	1,536	2,048	2,560	3,072
	SIDE PANELS	PLEX-2424-PS-TMB	Clear Plexiglas Side Panel, 24" x 24"	-	468	936	1,404	1,872	2,340
		PLEX-2430-PS-TMB	Clear Plexiglas Side Panel, 24" x 30"	-	526	1,052	1,578	2,104	2,630
	END PANELS	PLEX-2424-PS-C-BR	Clear Plexiglas End Panel with C-Clamp, 24" x 24"	1,316	1,316	1,316	1,316	1,316	1,316
		PLEX-2430-PS-C-BR	Clear Plexiglas End Panel with C-Clamp, 24" x 30"	1,432	1,432	1,432	1,432	1,432	1,432
	FRONT PANELS	PLEX-1448-PS-TMB	Clear Plexiglas Front Panel, 14" x 48"	257	514	771	1,028	1,285	1,542
		PLEX1460-PS-TMB	Clear Plexiglas Front Panel, 14" x 60"	333	666	999	1,332	1,665	1,998
		PLEX1472-PS-TMB	Clear Plexiglas Front Panel, 14" x 72"	368	736	1,104	1,472	1,840	2,208
	SIDE PANELS	PLEX1424-PS-TMB	Clear Plexiglas Side Panel, 14" x 24"	-	376	752	1,128	1,504	1,880
		PLEX1430-PS-TMB	Clear Plexiglas Side Panel, 14" x 30"	-	398	796	1,194	1,592	1,990
	END PANELS	PLEX1424-PS-C-BR	Clear Plexiglas End Panel with C-Clamp, 14" x 24"	1,132	1,132	1,132	1,132	1,132	1,132
		PLEX1430-PS-C-BR	Clear Plexiglas End Panel with C-Clamp, 14" x 30"	1,176	1,176	1,176	1,176	1,176	1,176

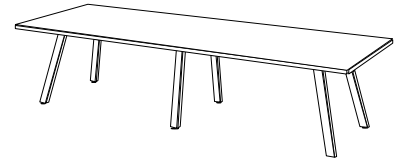
DESKING SYSTEMS  
**AIM EZ Desking**



**CONFIGURE & PRICE**

		MODEL NUMBER	DESCRIPTION	2 PACK	4 PACK	6 PACK	8 PACK	10 PACK	12 PACK
<b>Frosted Acrylic Screens</b>	FRONT PANELS	AP-3048-PS-TMB	Frosted Acrylic Front Panel with Permanent Attachment for Benching, 30"H x 48"W, Frosted	1,166	2,332	3,498	4,664	5,830	6,996
		AP-3060-PS-TMB	Frosted Acrylic Front Panel with Permanent Attachment for Benching, 30"H x 60"W, Frosted	1,441	2,882	4,323	5,764	7,205	8,646
		AP-3072-PS-TMB	Frosted Acrylic Front Panel with Permanent Attachment for Benching, 30"H x 72"W, Frosted	1,674	3,348	5,022	6,696	8,370	10,044
	SIDE PANELS	AP-3024-PS-TMB	Frosted Acrylic Side Panel with Permanent Attachment for Benching, 30"H x 24"W, Frosted	-	1,316	2,632	3,948	5,264	6,580
		AP-3030-PS-TMB	Frosted Acrylic Side Panel with Permanent Attachment for Benching, 30"H x 30"W, Frosted	-	1,546	3,092	4,638	6,184	7,730
	END PANELS	AP-3024-PS-C-BR	Frosted Acrylic End Panel w/C-Clamp, 30"H x 24"W, Frosted	3,012	3,012	3,012	3,012	3,012	3,012
		AP-3030-PS-C-BR	Frosted Acrylic End Panel w/C-Clamp, 30"H x 30"W, Frosted	3,472	3,472	3,472	3,472	3,472	3,472
	FRONT PANELS	AP-2448-PS-TMB	Frosted Acrylic Front Panel with Permanent Attachment for Benching, 24"H x 48"W, Frosted	567	1,134	1,701	2,268	2,835	3,402
		AP-2460-PS-TMB	Frosted Acrylic Front Panel with Permanent Attachment for Benching, 24"H x 60"W, Frosted	691	1,382	2,073	2,764	3,455	4,146
		AP-2472-PS-TMB	Frosted Acrylic Front Panel with Permanent Attachment for Benching, 24"H x 72"W, Frosted	815	1,630	2,445	3,260	4,075	4,890
	SIDE PANELS	AP-2424-PS-TMB	Frosted Acrylic Side Panel with Permanent Attachment for Benching, 24"H x 24"W, Frosted	-	602	1,204	1,806	2,408	3,010
		AP-2430-PS-TMB	Frosted Acrylic Side Panel with Permanent Attachment for Benching, 24"H x 30"W, Frosted	-	726	1,452	2,178	2,904	3,630
	END PANELS	AP-2424-PS-C-BR	Frosted Acrylic End Panel w/C-Clamp, 24"H x 24"W, Frosted	1,584	1,584	1,584	1,584	1,584	1,584
		AP-2430-PS-C-BR	Frosted Acrylic End Panel w/C-Clamp, 24"H x 30"W, Frosted	1,832	1,832	1,832	1,832	1,832	1,832
	FRONT PANELS	AP-1448-PS-TMB	Frosted Acrylic Front Panel with Permanent Attachment for Benching, 14"H x 48"W, Frosted	426	852	1,278	1,704	2,130	2,556
		AP-1460-PS-TMB	Frosted Acrylic Front Panel with Permanent Attachment for Benching, 14"H x 60"W, Frosted	505	1,010	1,515	2,020	2,525	3,030
		AP-1472-PS-TMB	Frosted Acrylic Front Panel with Permanent Attachment for Benching, 14"H x 72"W, Frosted	572	1,144	1,716	2,288	2,860	3,432
	SIDE PANELS	AP-1424-PS-TMB	Frosted Acrylic Side Panel with Permanent Attachment for Benching, 14"H x 24"W, Frosted	-	466	932	1,398	1,864	2,330
AP-1430-PS-TMB		Frosted Acrylic Side Panel with Permanent Attachment for Benching, 14"H x 30"W, Frosted	-	466	932	1,398	1,864	2,330	
END PANELS	AP-1424-PS-C-BR	Frosted Acrylic End Panel w/C-Clamp, 14"H x 24"W, Frosted	1,312	1,312	1,312	1,312	1,312	1,312	
	AP-1430-PS-C-BR	Frosted Acrylic End Panel w/C-Clamp, 14"H x 30"W, Frosted	1,312	1,312	1,312	1,312	1,312	1,312	

DESKING SYSTEMS  
**AIM EZ Desking**

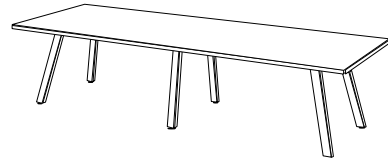


**CONFIGURE & PRICE**

	MODEL NUMBER	DESCRIPTION	2 PACK	4 PACK	6 PACK	8 PACK	10 PACK	12 PACK	
Electrical	<b>BURELE-2P</b>	Burele 2 Power	418	836	1,254	1,672	2,090	2,508	
	<b>BURELE-1P1U</b>	Burele 1 Power / 1 USB Duplex	594	1,188	1,782	2,376	2,970	3,564	
	<b>EZPOWER-3P1U</b>	EZ Power 3 Power / 1 USB Duplex	472	944	1,416	1,888	2,360	2,832	
	<b>VIL2U-41-D-K</b>	2 Power / 1 USB Duplex / 2 Data Knockouts / Convenience Outlet, 1 unit	960	1,920	2,880	3,840	4,800	5,760	
	<b>STARTER CORD</b>								
	<b>4220AP1-72</b>	Starter 72" Plug Cord	522	1,044	1,566	2,088	2,610	3,132	
	<b>42SB2-72</b>	Starter 72" Hardwire	376	752	1,128	1,504	1,880	2,256	

Wire Management	HORIZONTAL	<b>WM-LOOPCLIP</b>	Pkg of 4 clips w/ screws	10	20	30	40	50	60
		<b>WM-VELCRO</b>	Pkg of 4 velcro hook & loop	26	52	78	104	130	156
		<b>WM-CABLE-GRIP</b>	Wire management grip - holds 5 cords	32	64	96	128	160	192
		<b>JWM-4</b>	J-channel wire manager 48" long, black	94	188	282	376	470	564
		<b>JWM-5</b>	J-channel wire manager 60" long, black	116	232	348	464	580	696
		<b>JWM-6</b>	J-channel wire manager 72" long, black	140	280	420	560	700	840
		<b>WM-SNAP-CHANNEL</b>	32" long plastic latching wire manager, black	36	72	108	144	180	216
	<b>WM-TROUGH-B</b>	27.6" metal wire management trough	66	132	198	264	330	396	
	VERTICAL	<b>WM-MAG-CHANNEL</b>	1" x 2" metal channel with magnetic attachment	190	380	570	760	950	1,140
		<b>WM-SPINE-TR</b>	51" Spine wire manager Kit, 2 mag clips, translucent	442	884	1,326	1,768	2,210	2,652
<b>WM-INT</b>		Base-integrated vertical wire management	154	308	462	616	770	924	

DESKING SYSTEMS  
**AIM EZ Desking**




**CONFIGURE & PRICE**

	MODEL NUMBER	DESCRIPTION	2 PACK	4 PACK	6 PACK	8 PACK	10 PACK	12 PACK
<b>Pedestals</b>	<b>PED-HANG</b>	Hanging Slim Pedestal	1,414	2,828	4,242	5,656	7,070	8,484
	<b>PED-1B1F*</b>	1 box, 1 file Pedestal with Casters	1,310	2,620	3,930	5,240	6,550	7,860
	<b>PED-CUSHION</b>	Removable seat cushion	588	1,176	1,764	2,352	2,940	3,528
<b>Monitor Arms</b>	<b>MA-S1-A1</b>	Adjustable Monitor Arm, Single	768	1,536	2,304	3,072	3,840	4,608
	<b>MA-S1-A2</b>	Adjustable Monitor Arm, Dual	1,352	2,704	4,056	5,408	6,760	8,112
	<b>MA-S1-X2</b>	Adjustable Monitor Arm, with a cross bar to support 2 monitors	1,096	2,192	3,288	4,384	5,480	6,576
<b>Chairs</b>	<b>CH-TASK</b>	Task Chair, Standard Height, Black/Grey, with arms, with casters	1,516	3,032	4,548	6,064	7,580	9,096
	<b>CH-STACK</b>	Stacking Chair, Standard Height, Black/Silver, with arms	1,130	2,260	3,390	4,520	5,650	6,780
	<b>CH-FLIP</b>	Flipper Chair, Standard Height, Black/Silver, with arms, with casters	1,346	2,692	4,038	5,384	6,730	8,076

\*Not available for 48" long tables

COLLABORATION TABLES

**Plural**





[CONFIGURE & PRICE](#)

H	SHAPE	MODEL NUMBER	DESCRIPTION	SIZE D   W   H	OPTIONS+
30"	RECTANGLE	PLU-367229	Plural Collaboration Table	36 x 72 x 30	1,811
		PLU-368429		36 x 84 x 30	2,115
		PLU-369629		36 x 96 x 30	2,115
		PLU-427229		42 x 72 x 30	2,241
		PLU-428429		42 x 84 x 30	2,599
		PLU-429629		42 x 96 x 30	2,599
		PLU-487229		48 x 72 x 30	2,241
		PLU-488429		48 x 84 x 30	2,707
		PLU-489629		48 x 96 x 30	2,707
36"	RECTANGLE	PLU-367236	Plural Collaboration Table	36 x 72 x 36	1,861
		PLU-368436		36 x 84 x 36	2,121
		PLU-369636		36 x 96 x 36	2,121
		PLU-427236		42 x 72 x 36	2,336
		PLU-428436		42 x 84 x 36	2,642
		PLU-429636		42 x 96 x 36	2,642
		PLU-487236		48 x 72 x 36	2,336
		PLU-488436		48 x 84 x 36	2,642
		PLU-489636		48 x 96 x 36	2,642
42"	RECTANGLE	PLU-367242	Plural Collaboration Table	36 x 72 x 42	2,177
		PLU-368442		36 x 84 x 42	2,482
		PLU-369642		36 x 96 x 42	2,482
		PLU-427242		42 x 72 x 42	2,732
		PLU-428442		42 x 84 x 42	3,090
		PLU-429642		42 x 96 x 42	3,090
		PLU-487242		48 x 72 x 42	2,732
		PLU-488442		48 x 84 x 42	3,090
		PLU-489642		48 x 96 x 42	3,090

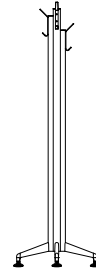
**Plural Options**

MODEL NUMBER	DESCRIPTION	LIST PRICE
PLU-CHAISE	Plural Laminate Wire Chaise	347
PLU-HOOK	Bag Hook Bracket	32





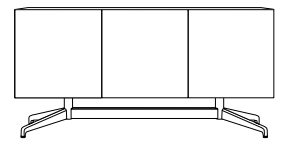
ZIA ACCESSORIES  
**ZIA Coat Rack**



[CONFIGURE & PRICE](#)

MODEL NUMBER	SIZE	LIST PRICE
ZIA-RCK01	24" x 24"	1,050

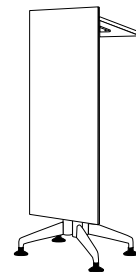
ZIA CASEGOODS  
**ZIA Credenza**



[CONFIGURE & PRICE](#)

MODEL NUMBER	SIZE	OPTIONS+
ZIA-CDZ01	17.5" D x 42" W x 30" H	3,669
ZIA-CDZ02	17.5" D x 60" W x 30" H	4,315
ZIA-CDZ03	17.5" D x 72" W x 30" H	4,830
ZIA-CDZ04	17.5" D x 84" W x 30" H	7,405

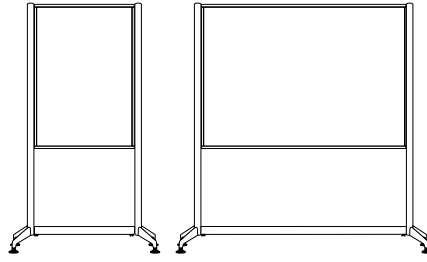
ZIA ACCESSORIES  
**ZIA Lectern**



[CONFIGURE & PRICE](#)


H	MODEL NUMBER	SIZE	LIST PRICE
47"	ZIA-LEC01	47" OAH , Curved PET Front Panel	1,418

ZIA Accessories  
**ZIA Whiteboard**



[CONFIGURE & PRICE](#)

MODEL NUMBER	SIZE	OPTIONS+
ZIA-MB01	44" W x 73" H	1,365
ZIA-MB02	74" W x 73" H	1,890



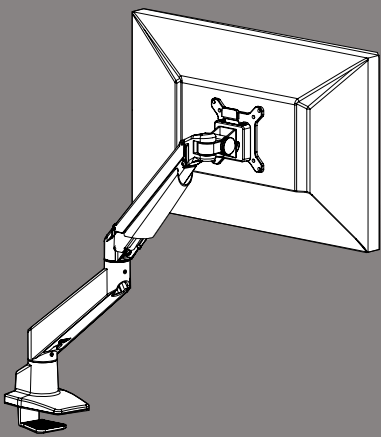
## CHAIRS

ACCESSORIES

**Chairs**

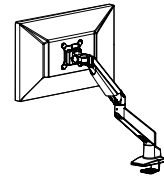


	MODEL NUMBER	DESCRIPTION	BASE PRICE	OPTIONS	DESCRIPTION	ADD-ON			
<b>TASK</b>									
	<b>CH-TASK</b>	Task chair, standard height, black or gray with arms and casters	689	<b>SEAT &amp; BACK COLORS</b>	COLOR  Black Onyx is the stock color. Apple, Aqua, Cloud, Crimson, Dove, Electric Blue, Latte, Lemon, Tangerine, extended time applies	0			
<b>STACK</b>									
	<b>CH-STACK</b>	Stacking chair, standard height, black/silver, with arms	513						
<b>FLIPPER</b>									
	<b>CH-FLIP</b>	Flipper Chair, standard height, black/silver, with arms, with casters	611						
<b>SLED</b>									
<b>SLED STANDARD HEIGHT</b>									
	<b>CH-SLED</b>	Sled chair, standard height black/silver, no glides	275	<b>SLED CHAIRS</b>	CH-GLIDE-PL CH-GLIDE-FELT	24 38			
<b>SLED BAR HEIGHT</b>									
	<b>CH-SLED-BH</b>	Sled chair, bar height black/silver, no glides	504		SEAT BACK COLOR  Black Swan is the stock color, Crimson Red, Federal Blue, Dove Gray, Cloud, Lagoon, Latte, Azure Blue, Tangerine Orange, Apple Green, Lemon Yellow, White Whisper, extended lead time applies	0			

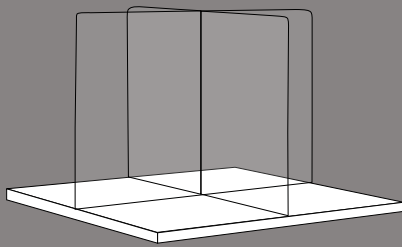


## ADJUSTABLE MONITOR ARMS

# Adjustable Monitor Arms









	MODEL NUMBER	DESCRIPTION	LIST PRICE
<b>SINGLE FOR ONE MONITOR</b>			
	<b>MA-S1-A1</b>	Adjustable monitor arm, single, metallic silver	423
<b>DUAL FOR TWO MONITORS</b>			
	<b>MA-S1-A2</b>	Adjustable monitor arm, dual, metallic silver	744
<b>SINGLE WITH CROSS BAR FOR TWO MONITORS</b>			
	<b>MA-S1-X2</b>	Adjustable monitor arm, cross bar with MA-S1-A1, metallic silver	603



## SAFE-T SCREENS & BARRIERS

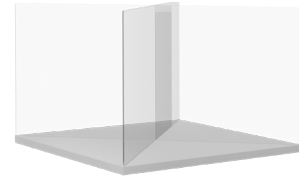
## Clear Plexiglas X-Shape Screens Side to Side Placement







X-SHAPE SCREEN SIDE TO SIDE PLACEMENT	MODEL NUMBER	DESCRIPTION	DIMENSIONS H X L X W	LIST PRICE
	<b>PLEX-X243636</b>	X-Shape Safe-T Screens (2) 24"H x 36"L x 0.25"D Clear Plexiglas for 36" Tables, Side to Side Placement	24" x 36" x 36" x 0.25"	336
	<b>PLEX-X244242</b>	X-Shape Safe-T Screens (2) 24"H x 42"L x 0.25"D Clear Plexiglas for 42" Tables, Side to Side Placement	24" x 42" x 42" x 0.25"	381
	<b>PLEX-X244848</b>	X-Shape Safe-T Screens (2) 24"H x 48"L x 0.25"D Clear Plexiglas for 48" Tables, Side to Side Placement	24" x 48" x 48" x 0.25"	442
	<b>PLEX-X246060</b>	X-Shape Safe-T Screens (2) 24"H x 60"L x 0.25"D Clear Plexiglas for 60" Tables, Side to Side Placement	24" x 60" x 60" x 0.25"	623
	<b>PLEX-X242472</b>	X-Shape Safe-T Screens (1) 24"H x 72"L x 0.25"W and (2) 24"H x 23.5"L x 0.25"W Clear Plexiglas for 24" x 72" Tables	24" x 23.5" x 71.5" x 0.25"	676
	<b>PLEX-X243072</b>	X-Shape Safe-T Screens (1) 24"H x 72"L x 0.25"W and (2) 24"H x 29.5"L x 0.25"W Clear Plexiglas for 30" x 72" Tables	24" x 29.5" x 71.5" x 0.25"	730
Other Options	<b>PSCON-24</b>	24"H Vertical Screen Connector		30
	<b>ST-T-2</b>	2" Long Desktop T-Mounts with Double Sided Tape		25




## Clear Plexiglas X-Shape Screens Diagonal Placement



X-SHAPE SCREEN DIAGONAL PLACEMENT	MODEL NUMBER	DESCRIPTION	DIMENSIONS H X L X W	LIST PRICE
	<b>PLEX-X245151-DP</b>	X-Shape Safe-T Screens (2) 24"H x 51"L x 0.25"D Clear Plexiglas for 36" x 36" Square Tables, Diagonal Placement	24" x 51" x 51" x 0.25"	505
	<b>PLEX-X246060-DP</b>	X-Shape Safe-T Screens (2) 24"H x 60"L x 0.25"D Clear Plexiglas for 42" x 42" Square Tables, Diagonal Placement	24" x 60" x 60" x 0.25"	623
	<b>PLEX-X246868-DP</b>	X-Shape Safe-T Screens (2) 24"H x 68"L x 0.25"D Clear Plexiglas for 48" x 48" Square Tables, Diagonal Placement	24" x 68" x 68" x 0.25"	659
	<b>PLEX-X248585-DP</b>	X-Shape Safe-T Screens (2) 24"H x 85"L x 0.25"D Clear Plexiglas for 60" x 60" Square Tables, Diagonal Placement	24" x 85" x 85" x 0.25"	719
Other Options	<b>PSCON-24</b>	24"H Vertical Screen Connector		30
	<b>ST-T-2</b>	2" Long Desktop T-Mounts with Double Sided Tape		25

SAFE-T SCREENS & BARRIERS  
**Clear Plexiglas Screens**



SELF STANDING SCREEN	MODEL NUMBER	DESCRIPTION	DIMENSIONS H X L X W	LIST PRICE
<b>Executive Folding Safe-T Screen</b>				
	<b>ST-EXE-242412</b>	Executive Folding Safe-T Screen with Metal Hinges; Cast Acrylic; Front Panel 24" x 24"; 2 Side Panels 24" x 12"; Pre-assembled	24" x 48"	464

SAFE-T SCREENS & BARRIERS  
**Clear Plexiglas Screens**



**Worksurface and Cubicle Screens - Permanent Attachment**

HARDWARE	MODEL NUMBER		DESCRIPTION	DIMENSIONS H X L X W	LIST PRICE
	SIDE SCREENS	PLEX1424-PS-BR	Clear Plexiglas Screen with Permanent Attachment Brackets	14" x 23.5" x 0.25"	162
		PLEX1430-PS-BR		14" x 29.5" x 0.25"	173
	FRONT SCREENS	PLEX1436-PS-BR		14" x 36" x 0.25"	203
		PLEX1442-PS-BR		14" x 42" x 0.25"	227
		PLEX1448-PS-BR		14" x 48" x 0.25"	231
		PLEX1460-PS-BR		14" x 60" x 0.25"	294
		PLEX1472-PS-BR		14" x 72" x 0.25"	329
	SIDE SCREENS	PLEX2424-PS-BR		24" x 23.5" x 0.25"	208
		PLEX2430-PS-BR		24" x 29.5" x 0.25"	237
	FRONT SCREENS	PLEX2436-PS-BR		24" x 36" x 0.25"	275
		PLEX2442-PS-BR		24" x 42" x 0.25"	344
		PLEX2448-PS-BR		24" x 48" x 0.25"	358
		PLEX2460-PS-BR		24" x 60" x 0.25"	415
		PLEX2472-PS-BR		24" x 72" x 0.25"	473
	SIDE SCREENS	PLEX3024-PS-BR		30" x 23.5" x 0.25"	393
		PLEX3030-PS-BR		30" x 29.5" x 0.25"	434
	FRONT SCREENS	PLEX3036-PS-BR		30" x 36" x 0.25"	536
		PLEX3042-PS-BR		30" x 42" x 0.25"	578
		PLEX3048-PS-BR		30" x 48" x 0.25"	620
		PLEX3060-PS-BR		30" x 60" x 0.25"	763
PLEX3072-PS-BR		30" x 72" x 0.25"	845		
Other Options	<b>TOP ALIGNMENT BRACKETS</b>				
	PLEX-BR-AL-S	180° Aluminum Screen Bracket	4		
	PLEX-BR-AL-L	90° "L" Aluminum Screen Bracket	6		
	PLEX-BR-AL-T	"T" Aluminum Screen Bracket	7		
	PLEX-BR-AL-X	"X" Aluminum Screen Bracket	9		

Note: Top Alignment Brackets maintain alignment and add stability to Clear Plexiglas, Frosted Acrylic, and Polycarbonate screens. Brackets feature 2-way, 3-way, or 4-way connections and are paired based on project requirements.

SAFE-T SCREENS & BARRIERS  
**Clear Plexiglas Screens**



**Free-Standing or Permanent Attachment Screens**

HARDWARE	MODEL NUMBER	DESCRIPTION	DIMENSIONS H X L X W	LIST PRICE
	SIDE SCREENS	PLEX1424-PS-TMB	14" x 23.5" x 0.25"	188
		PLEX1430-PS-TMB	14" x 29.5" x 0.25"	199
	FRONT SCREENS	PLEX1436-PS-TMB	14" x 36" x 0.25"	229
		PLEX1442-PS-TMB	14" x 42" x 0.25"	253
		PLEX1448-PS-TMB	14" x 48" x 0.25"	257
		PLEX1460-PS-TMB	14" x 60" x 0.25"	333
		PLEX1472-PS-TMB	14" x 72" x 0.25"	368
		SIDE SCREENS	PLEX2424-PS-TMB	24" x 23.5" x 0.25"
	PLEX2430-PS-TMB		24" x 29.5" x 0.25"	263
	FRONT SCREENS	PLEX2436-PS-TMB	24" x 36" x 0.25"	301
		PLEX2442-PS-TMB	24" x 42" x 0.25"	383
		PLEX2448-PS-TMB	24" x 48" x 0.25"	397
		PLEX2460-PS-TMB	24" x 60" x 0.25"	454
		PLEX2472-PS-TMB	24" x 72" x 0.25"	512
		SIDE SCREENS	PLEX3024-PS-TMB	30" x 23.5" x 0.25"
	PLEX3030-PS-TMB		30" x 29.5" x 0.25"	460
	FRONT SCREENS	PLEX3036-PS-TMB	30" x 36" x 0.25"	575
		PLEX3042-PS-TMB	30" x 42" x 0.25"	617
		PLEX3048-PS-TMB	30" x 48" x 0.25"	659
		PLEX3060-PS-TMB	30" x 60" x 0.25"	815
PLEX3072-PS-TMB		30" x 72" x 0.25"	897	
Other Options		TAPE	Heavy-Duty Double-Sided Tape	
	<b>TOP ALIGNMENT BRACKETS</b>			
	PLEX-BR-AL-S	180° Aluminum Screen Bracket		4
	PLEX-BR-AL-L	90° "L" Aluminum Screen Bracket		6
	PLEX-BR-AL-T	"T" Aluminum Screen Bracket		7
	PLEX-BR-AL-X	"X" Aluminum Screen Bracket		9

Note: Top Alignment Brackets maintain alignment and add stability to Clear Plexiglas, Frosted Acrylic, and Polycarbonate screens. Brackets feature 2-way, 3-way, or 4-way connections and are paired based on project requirements.

SAFE-T SCREENS & BARRIERS  
**Clear Plexiglas Screens**



**Worksurface Screens with Removable C-Clamp**

HARDWARE	MODEL NUMBER		DESCRIPTION	DIMENSIONS H X L X W	LIST PRICE
	SIDE SCREENS	PLEX1424-PS-C-BR	Clear Plexiglas Screen with C-Clamp Attachment	14" x 23.5" x 0.25"	283
		PLEX1430-PS-C-BR		14" x 29.5" x 0.25"	294
	FRONT SCREENS	PLEX1436-PS-C-BR		14" x 36" x 0.25"	324
		PLEX1442-PS-C-BR		14" x 42" x 0.25"	348
		PLEX1448-PS-C-BR		14" x 48" x 0.25"	352
		PLEX1460-PS-C-BR		14" x 60" x 0.25"	415
		PLEX1472-PS-C-BR		14" x 72" x 0.25"	450
	SIDE SCREENS	PLEX2424-PS-C-BR		24" x 23.5" x 0.25"	329
		PLEX2430-PS-C-BR		24" x 29.5" x 0.25"	358
	FRONT SCREENS	PLEX2436-PS-C-BR		24" x 36" x 0.25"	396
		PLEX2442-PS-C-BR		24" x 42" x 0.25"	465
		PLEX2448-PS-C-BR		24" x 48" x 0.25"	479
		PLEX2460-PS-C-BR		24" x 60" x 0.25"	536
		PLEX2472-PS-C-BR		24" x 72" x 0.25"	594
	SIDE SCREENS	PLEX3024-PS-C-BR		30" x 23.5" x 0.25"	514
		PLEX3030-PS-C-BR		30" x 29.5" x 0.25"	555
	FRONT SCREENS	PLEX3036-PS-C-BR		30" x 36" x 0.25"	657
		PLEX3042-PS-C-BR		30" x 42" x 0.25"	699
		PLEX3048-PS-C-BR		30" x 48" x 0.25"	741
		PLEX3060-PS-C-BR		30" x 60" x 0.25"	884
PLEX3072-PS-C-BR		30" x 72" x 0.25"	966		
Other Options	<b>TOP ALIGNMENT BRACKETS</b>				
	PLEX-BR-AL-S	180° Aluminum Screen Bracket	4		
	PLEX-BR-AL-L	90° "L" Aluminum Screen Bracket	6		
	PLEX-BR-AL-T	"T" Aluminum Screen Bracket	7		
	PLEX-BR-AL-X	"X" Aluminum Screen Bracket	9		

Note: Top Alignment Brackets maintain alignment and add stability to Clear Plexiglas, Frosted Acrylic, and Polycarbonate screens. Brackets feature 2-way, 3-way, or 4-way connections and are paired based on project requirements.

SAFE-T SCREENS & BARRIERS  
**Clear Plexiglas Screens**



**Free-Standing Screens for Worksurfaces and Cubicles**

HARDWARE	MODEL NUMBER	DESCRIPTION	DIMENSIONS H X L X W	LIST PRICE	
	SIDE SCREENS	PLEX1424-PS-FOOT	14" x 23.5" x 0.25"	283	
		PLEX1430-PS-FOOT	14" x 29.5" x 0.25"	294	
	FRONT SCREENS	PLEX1436-PS-FOOT	Clear Plexiglas Screen with Free-Standing Foot	14" x 36" x 0.25"	324
		PLEX1442-PS-FOOT		14" x 42" x 0.25"	348
		PLEX1448-PS-FOOT		14" x 48" x 0.25"	352
		PLEX1460-PS-FOOT		14" x 60" x 0.25"	415
		PLEX1472-PS-FOOT		14" x 72" x 0.25"	450
	SIDE SCREENS	PLEX2424-PS-FOOT		24" x 23.5" x 0.25"	329
		PLEX2430-PS-FOOT		24" x 29.5" x 0.25"	358
	FRONT SCREENS	PLEX2436-PS-FOOT		24" x 36" x 0.25"	396
		PLEX2442-PS-FOOT		24" x 42" x 0.25"	465
		PLEX2448-PS-FOOT		24" x 48" x 0.25"	479
		PLEX2460-PS-FOOT	24" x 60" x 0.25"	536	
		PLEX2472-PS-FOOT	24" x 72" x 0.25"	594	
	SIDE SCREENS	PLEX3024-PS-FOOT	30" x 23.5" x 0.25"	514	
		PLEX3030-PS-FOOT	30" x 29.5" x 0.25"	555	
	FRONT SCREENS	PLEX3036-PS-FOOT	30" x 36" x 0.25"	657	
		PLEX3042-PS-FOOT	30" x 42" x 0.25"	699	
		PLEX3048-PS-FOOT	30" x 48" x 0.25"	741	
		PLEX3060-PS-FOOT	30" x 60" x 0.25"	884	
PLEX3072-PS-FOOT		30" x 72" x 0.25"	966		
Other Options	MAGNETS	Magnets		91	
	TAPE	Heavy-Duty Double-Sided Tape		18	
	<b>TOP ALIGNMENT BRACKETS</b>				
	PLEX-BR-AL-S	180° Aluminum Screen Bracket		4	
	PLEX-BR-AL-L	90° "L" Aluminum Screen Bracket		6	
	PLEX-BR-AL-T	"T" Aluminum Screen Bracket		7	
	PLEX-BR-AL-X	"X" Aluminum Screen Bracket		9	

Note: Top Alignment Brackets maintain alignment and add stability to Clear Plexiglas, Frosted Acrylic, and Polycarbonate screens. Brackets feature 2-way, 3-way, or 4-way connections and are paired based on project requirements.

Worksurface Screens with Permanent Attachment and Free-Standing Screens can be used to extend cubicle panel height. Use strong magnets, or heavy-duty double-sided tape to avoid cubicle cap damage.

SAFE-T SCREENS & BARRIERS  
**Clear Plexiglas Screens**



**Screens for Cubicle Panels with U-Brackets**

HARDWARE	MODEL NUMBER		DESCRIPTION	DIMENSIONS H X L X W	LIST PRICE
	SIDE SCREENS	PLEX1424-PS-U-BR	Clear Plexiglas Screen with U-Bracket Attachment for 1.875" - 2.75" Wide Panels	14" x 23.5" x 0.25"	374
		PLEX1430-PS-U-BR		14" x 29.5" x 0.25"	385
	FRONT SCREENS	PLEX1436-PS-U-BR		14" x 36" x 0.25"	415
		PLEX1442-PS-U-BR		14" x 42" x 0.25"	439
		PLEX1448-PS-U-BR		14" x 48" x 0.25"	443
		PLEX1460-PS-U-BR		14" x 60" x 0.25"	506
		PLEX1472-PS-U-BR		14" x 72" x 0.25"	541
	SIDE SCREENS	PLEX2424-PS-U-BR		24" x 23.5" x 0.25"	420
		PLEX2430-PS-U-BR		24" x 29.5" x 0.25"	449
	FRONT SCREENS	PLEX2436-PS-U-BR		24" x 36" x 0.25"	487
		PLEX2442-PS-U-BR		24" x 42" x 0.25"	556
		PLEX2448-PS-U-BR		24" x 48" x 0.25"	570
		PLEX2460-PS-U-BR		24" x 60" x 0.25"	627
		PLEX2472-PS-U-BR		24" x 72" x 0.25"	685
	SIDE SCREENS	PLEX3024-PS-U-BR		30" x 23.5" x 0.25"	605
		PLEX3030-PS-U-BR		30" x 29.5" x 0.25"	646
	FRONT SCREENS	PLEX3036-PS-U-BR		30" x 36" x 0.25"	748
		PLEX3042-PS-U-BR		30" x 42" x 0.25"	790
		PLEX3048-PS-U-BR		30" x 48" x 0.25"	832
		PLEX3060-PS-U-BR		30" x 60" x 0.25"	975
PLEX3072-PS-U-BR		30" x 72" x 0.25"	1,057		
Other Options	<b>U-BR-XL</b>		Up-charge for Extra Large U-Brackets for 2.75" - 4.75" Wide Panels		242
	<b>TOP ALIGNMENT BRACKETS</b>				
   	<b>PLEX-BR-AL-S</b>		180° Aluminum Screen Bracket		4
	<b>PLEX-BR-AL-L</b>		90° "L" Aluminum Screen Bracket		6
	<b>PLEX-BR-AL-T</b>		"T" Aluminum Screen Bracket		7
	<b>PLEX-BR-AL-X</b>		"X" Aluminum Screen Bracket		9

Note: Top Alignment Brackets maintain alignment and add stability to Clear Plexiglas, Frosted Acrylic, and Polycarbonate screens. Brackets feature 2-way, 3-way, or 4-way connections and are paired based on project requirements.

SAFE-T SCREENS & BARRIERS  
**Frosted Acrylic Screens**



**Worksurface and Cubicle Screens - Permanent Attachment**

HARDWARE	MODEL NUMBER		DESCRIPTION	DIMENSIONS H x L x W	LIST PRICE
	SIDE SCREENS	AP1424-PS-BR	Frosted Acrylic Screen with Permanent Attachment Brackets	14" x 24" x 0.25"	207
		AP1430-PS-BR		14" x 30" x 0.25"	207
	FRONT SCREENS	AP1448-PS-BR		14" x 48" x 0.25"	400
		AP1460-PS-BR		14" x 60" x 0.25"	466
		AP1472-PS-BR		14" x 72" x 0.25"	533
	SIDE SCREENS	AP2424-PS-BR		24" x 24" x 0.25"	275
		AP2430-PS-BR		24" x 30" x 0.25"	337
	FRONT SCREENS	AP2448-PS-BR		24" x 48" x 0.25"	528
		AP2460-PS-BR		24" x 60" x 0.25"	652
		AP2472-PS-BR		24" x 72" x 0.25"	776
	SIDE SCREENS	AP3024-PS-BR		30" x 24" x 0.25"	632
		AP3030-PS-BR		30" x 30" x 0.25"	747
	FRONT SCREENS	AP3036-PS-BR		30" x 36" x 0.25"	894
		AP3042-PS-BR		30" x 42" x 0.25"	1,010
		AP3048-PS-BR		30" x 48" x 0.25"	1,127
		AP3060-PS-BR		30" x 60" x 0.25"	1,389
AP3072-PS-BR		30" x 72" x 0.25"	1,622		
Other Options	<b>TOP ALIGNMENT BRACKETS</b>				
	PLEX-BR-AL-S	180° Aluminum Screen Bracket	4		
	PLEX-BR-AL-L	90° "L" Aluminum Screen Bracket	6		
	PLEX-BR-AL-T	"T" Aluminum Screen Bracket	7		
	PLEX-BR-AL-X	"X" Aluminum Screen Bracket	9		

Note: Top Alignment Brackets maintain alignment and add stability to Clear Plexiglas, Frosted Acrylic, and Polycarbonate screens. Brackets feature 2-way, 3-way, or 4-way connections and are paired based on project requirements.



SAFE-T SCREENS & BARRIERS  
**Frosted Acrylic Screens**



**Free-Standing or Permanent Attachment Screens**

HARDWARE	MODEL NUMBER	DESCRIPTION	DIMENSIONS H x L x W	LIST PRICE
	SIDE SCREENS	AP1424-PS-TMB	14" x 24" x 0.25"	233
		AP1430-PS-TMB	14" x 30" x 0.25"	233
	FRONT SCREENS	AP1448-PS-TMB	14" x 48" x 0.25"	426
		AP1460-PS-TMB	14" x 60" x 0.25"	505
		AP1472-PS-TMB	14" x 72" x 0.25"	572
	SIDE SCREENS	AP2424-PS-TMB	24" x 24" x 0.25"	301
		AP2430-PS-TMB	24" x 30" x 0.25"	363
	FRONT SCREENS	AP2448-PS-TMB	24" x 48" x 0.25"	567
		AP2460-PS-TMB	24" x 60" x 0.25"	691
		AP2472-PS-TMB	24" x 72" x 0.25"	815
	SIDE SCREENS	AP3024-PS-TMB	30" x 24" x 0.25"	658
		AP3030-PS-TMB	30" x 30" x 0.25"	773
	FRONT SCREENS	AP3036-PS-TMB	30" x 36" x 0.25"	933
		AP3042-PS-TMB	30" x 42" x 0.25"	1,049
		AP3048-PS-TMB	30" x 48" x 0.25"	1,166
		AP3060-PS-TMB	30" x 60" x 0.25"	1,441
		AP3072-PS-TMB	30" x 72" x 0.25"	1,674
	Other Options	TAPE	Heavy-Duty Double-Sided Tape	
<b>TOP ALIGNMENT BRACKETS</b>				
	PLEX-BR-AL-S	180° Aluminum Screen Bracket		4
	PLEX-BR-AL-L	90° "L" Aluminum Screen Bracket		6
	PLEX-BR-AL-T	"T" Aluminum Screen Bracket		7
	PLEX-BR-AL-X	"X" Aluminum Screen Bracket		9

Note: Top Alignment Brackets maintain alignment and add stability to Clear Plexiglas, Frosted Acrylic, and Polycarbonate screens. Brackets feature 2-way, 3-way, or 4-way connections and are paired based on project requirements.

SAFE-T SCREENS & BARRIERS  
**Frosted Acrylic Screens**



**Worksurface Screens with Removable C-Clamp**

HARDWARE	MODEL NUMBER		DESCRIPTION	DIMENSIONS H x L x W	LIST PRICE
	SIDE SCREENS	AP1424-PS-C-BR	Frosted Acrylic Screen with C-Clamp Attachment	14" x 24" x 0.25"	328
		AP1430-PS-C-BR		14" x 30" x 0.25"	328
	FRONT SCREENS	AP1448-PS-C-BR		14" x 48" x 0.25"	521
		AP1460-PS-C-BR		14" x 60" x 0.25"	587
		AP1472-PS-C-BR		14" x 72" x 0.25"	654
	SIDE SCREENS	AP2424-PS-C-BR		24" x 24" x 0.25"	396
		AP2430-PS-C-BR		24" x 30" x 0.25"	458
	FRONT SCREENS	AP2448-PS-C-BR		24" x 48" x 0.25"	649
		AP2460-PS-C-BR		24" x 60" x 0.25"	773
		AP2472-PS-C-BR		24" x 72" x 0.25"	897
	SIDE SCREENS	AP3024-PS-C-BR		30" x 24" x 0.25"	753
		AP3030-PS-C-BR		30" x 30" x 0.25"	868
	FRONT SCREENS	AP3036-PS-C-BR		30" x 36" x 0.25"	1,015
		AP3042-PS-C-BR		30" x 42" x 0.25"	1,131
		AP3048-PS-C-BR		30" x 48" x 0.25"	1,248
		AP3060-PS-C-BR		30" x 60" x 0.25"	1,510
		AP3072-PS-C-BR		30" x 72" x 0.25"	1,743
	Other Options	<b>TOP ALIGNMENT BRACKETS</b>			
	PLEX-BR-AL-S	180° Aluminum Screen Bracket	4		
	PLEX-BR-AL-L	90° "L" Aluminum Screen Bracket	6		
	PLEX-BR-AL-T	"T" Aluminum Screen Bracket	7		
	PLEX-BR-AL-X	"X" Aluminum Screen Bracket	9		

Note: Top Alignment Brackets maintain alignment and add stability to Clear Plexiglas, Frosted Acrylic, and Polycarbonate screens. Brackets feature 2-way, 3-way, or 4-way connections and are paired based on project requirements.

SAFE-T SCREENS & BARRIERS  
**Frosted Acrylic Screens**



**Free-Standing Screens for Worksurfaces and Cubicles**

HARDWARE	MODEL NUMBER	DESCRIPTION	DIMENSIONS H x L x W	LIST PRICE
	SIDE SCREENS	AP1424-PS-FOOT	14" x 24" x 0.25"	328
		AP1430-PS-FOOT	14" x 30" x 0.25"	328
	FRONT SCREENS	AP1448-PS-FOOT	14" x 48" x 0.25"	521
		AP1460-PS-FOOT	14" x 60" x 0.25"	587
		AP1472-PS-FOOT	14" x 72" x 0.25"	654
	SIDE SCREENS	AP2424-PS-FOOT	24" x 24" x 0.25"	396
		AP2430-PS-FOOT	24" x 30" x 0.25"	458
	FRONT SCREENS	AP2448-PS-FOOT	24" x 48" x 0.25"	649
		AP2460-PS-FOOT	24" x 60" x 0.25"	773
		AP2472-PS-FOOT	24" x 72" x 0.25"	897
	SIDE SCREENS	AP3024-PS-FOOT	30" x 24" x 0.25"	753
		AP3030-PS-FOOT	30" x 30" x 0.25"	868
	FRONT SCREENS	AP3036-PS-FOOT	30" x 36" x 0.25"	1,015
		AP3042-PS-FOOT	30" x 42" x 0.25"	1,131
		AP3048-PS-FOOT	30" x 48" x 0.25"	1,248
		AP3060-PS-FOOT	30" x 60" x 0.25"	1,510
AP3072-PS-FOOT		30" x 72" x 0.25"	1,743	
Other Options	MAGNETS	Magnets		91
	TAPE	Heavy-Duty Double-Sided Tape		18
	<b>TOP ALIGNMENT BRACKETS</b>			
	PLEX-BR-AL-S	180° Aluminum Screen Bracket		4
	PLEX-BR-AL-L	90° "L" Aluminum Screen Bracket		6
	PLEX-BR-AL-T	"T" Aluminum Screen Bracket		7
	PLEX-BR-AL-X	"X" Aluminum Screen Bracket		9

Note: Top Alignment Brackets maintain alignment and add stability to Clear Plexiglas, Frosted Acrylic, and Polycarbonate screens. Brackets feature 2-way, 3-way, or 4-way connections and are paired based on project requirements.

Worksurface Screens with Permanent Attachment and Free-Standing Screens can be used to extend cubicle panel height. Use strong magnets, or heavy-duty double-sided tape to avoid cubicle cap damage.

SAFE-T SCREENS & BARRIERS  
**Frosted Acrylic Screens**



**Screens for Cubicle Panels with U-Brackets**

HARDWARE	MODEL NUMBER		DESCRIPTION	DIMENSIONS H X L X W	LIST PRICE
	SIDE SCREENS	AP1424-PS-U-BR	Frosted Acrylic Screen with U-Bracket Attachment for 1.875" - 2.75 Wide Panels	14" x 24" x 0.25"	419
		AP1430-PS-U-BR		14" x 30" x 0.25"	419
	FRONT SCREENS	AP1448-PS-U-BR		14" x 48" x 0.25"	612
		AP1460-PS-U-BR		14" x 60" x 0.25"	678
		AP1472-PS-U-BR		14" x 72" x 0.25"	745
	SIDE SCREENS	AP2424-PS-U-BR		24" x 24" x 0.25"	487
		AP2430-PS-U-BR		24" x 30" x 0.25"	549
	FRONT SCREENS	AP2448-PS-U-BR		24" x 48" x 0.25"	740
		AP2460-PS-U-BR		24" x 60" x 0.25"	864
		AP2472-PS-U-BR		24" x 72" x 0.25"	988
	SIDE SCREENS	AP3024-PS-U-BR		30" x 24" x 0.25"	844
		AP3030-PS-U-BR		30" x 30" x 0.25"	959
	FRONT SCREENS	AP3036-PS-U-BR		30" x 36" x 0.25"	1,106
		AP3042-PS-U-BR		30" x 42" x 0.25"	1,222
		AP3048-PS-U-BR		30" x 48" x 0.25"	1,339
		AP3060-PS-U-BR		30" x 60" x 0.25"	1,601
AP3072-PS-U-BR		30" x 72" x 0.25"	1,834		
Other Options	<b>U-BR-XL</b>		Up-charge for Extra Large U-Brackets for 2.75" - 4.75" Wide Panels		242
	<b>TOP ALIGNMENT BRACKETS</b>				
	<b>PLEX-BR-AL-S</b>		180° Aluminum Screen Bracket		4
	<b>PLEX-BR-AL-L</b>		90° "L" Aluminum Screen Bracket		6
	<b>PLEX-BR-AL-T</b>		"T" Aluminum Screen Bracket		7
	<b>PLEX-BR-AL-X</b>		"X" Aluminum Screen Bracket		9

Note: Top Alignment Brackets maintain alignment and add stability to Clear Plexiglas, Frosted Acrylic, and Polycarbonate screens. Brackets feature 2-way, 3-way, or 4-way connections and are paired based on project requirements.

SAFE-T SCREENS & BARRIERS  
**Polycarbonate Screens**



**Worksurface and Cubicle Screens - Permanent Attachment**

HARDWARE	MODEL NUMBER		DESCRIPTION	DIMENSIONS H X L X W	LIST PRICE
	SIDE SCREENS	POLY1424-PS-BR	Polycarbonate Screen with Permanent Attachment Brackets	14" x 23.5" x 0.25"	261
		POLY1430-PS-BR		14" x 29.5" x 0.25"	285
	FRONT SCREENS	POLY1436-PS-BR		14" x 36" x 0.25"	346
		POLY1442-PS-BR		14" x 42" x 0.25"	394
		POLY1448-PS-BR		14" x 48" x 0.25"	402
		POLY1460-PS-BR		14" x 60" x 0.25"	494
		POLY1472-PS-BR		14" x 72" x 0.25"	565
	SIDE SCREENS	POLY2424-PS-BR		24" x 23.5" x 0.25"	356
		POLY2430-PS-BR		24" x 29.5" x 0.25"	412
	FRONT SCREENS	POLY2436-PS-BR		24" x 36" x 0.25"	491
		POLY2442-PS-BR		24" x 42" x 0.25"	594
		POLY2448-PS-BR		24" x 48" x 0.25"	623
		POLY2460-PS-BR		24" x 60" x 0.25"	740
		POLY2472-PS-BR		24" x 72" x 0.25"	853
	SIDE SCREENS	POLY3024-PS-BR		30" x 23.5" x 0.25"	484
		POLY3030-PS-BR		30" x 29.5" x 0.25"	575
	FRONT SCREENS	POLY3036-PS-BR		30" x 36" x 0.25"	635
		POLY3042-PS-BR		30" x 42" x 0.25"	635
		POLY3048-PS-BR		30" x 48" x 0.25"	666
		POLY3060-PS-BR		30" x 60" x 0.25"	1,345
POLY3072-PS-BR		30" x 72" x 0.25"	1,345		
Other Options	<b>TOP ALIGNMENT BRACKETS</b>				
	PLEX-BR-AL-S	180° Aluminum Screen Bracket		4	
	PLEX-BR-AL-L	90° "L" Aluminum Screen Bracket		6	
	PLEX-BR-AL-T	"T" Aluminum Screen Bracket		7	
	PLEX-BR-AL-X	"X" Aluminum Screen Bracket		9	

Note: Top Alignment Brackets maintain alignment and add stability to Clear Plexiglas, Frosted Acrylic, and Polycarbonate screens. Brackets feature 2-way, 3-way, or 4-way connections and are paired based on project requirements.

SAFE-T SCREENS & BARRIERS  
**Polycarbonate Screens**



**Free-Standing or Permanent Attachment Screens**

HARDWARE	MODEL NUMBER		DESCRIPTION	DIMENSIONS H X L X W	LIST PRICE
	SIDE SCREENS	<b>POLY1424-PS-TMB</b>	Polycarbonate Screen with Permanent Attachment or Optional Double-Sided Tape	14" x 23.5" x 0.25"	287
		<b>POLY1430-PS-TMB</b>		14" x 29.5" x 0.25"	311
	FRONT SCREENS	<b>POLY1436-PS-TMB</b>		14" x 36" x 0.25"	372
		<b>POLY1442-PS-TMB</b>		14" x 42" x 0.25"	420
		<b>POLY1448-PS-TMB</b>		14" x 48" x 0.25"	428
		<b>POLY1460-PS-TMB</b>		14" x 60" x 0.25"	533
		<b>POLY1472-PS-TMB</b>		14" x 72" x 0.25"	604
	SIDE SCREENS	<b>POLY2424-PS-TMB</b>		24" x 23.5" x 0.25"	382
		<b>POLY2430-PS-TMB</b>		24" x 29.5" x 0.25"	438
	FRONT SCREENS	<b>POLY2436-PS-TMB</b>		24" x 36" x 0.25"	517
		<b>POLY2442-PS-TMB</b>		24" x 42" x 0.25"	633
		<b>POLY2448-PS-TMB</b>		24" x 48" x 0.25"	662
		<b>POLY2460-PS-TMB</b>		24" x 60" x 0.25"	779
		<b>POLY2472-PS-TMB</b>		24" x 72" x 0.25"	892
	SIDE SCREENS	<b>POLY3024-PS-TMB</b>		30" x 23.5" x 0.25"	510
		<b>POLY3030-PS-TMB</b>		30" x 29.5" x 0.25"	601
	FRONT SCREENS	<b>POLY3036-PS-TMB</b>		30" x 36" x 0.25"	674
		<b>POLY3042-PS-TMB</b>		30" x 42" x 0.25"	674
		<b>POLY3048-PS-TMB</b>		30" x 48" x 0.25"	705
		<b>POLY3060-PS-TMB</b>		30" x 60" x 0.25"	1,397
<b>POLY3072-PS-TMB</b>		30" x 72" x 0.25"	1,397		
Other Options	TAPE		Heavy-Duty Double-Sided Tape		18
	<b>TOP ALIGNMENT BRACKETS</b>				
	<b>PLEX-BR-AL-S</b>		180° Aluminum Screen Bracket		4
	<b>PLEX-BR-AL-L</b>		90° "L" Aluminum Screen Bracket		6
	<b>PLEX-BR-AL-T</b>		"T" Aluminum Screen Bracket		7
	<b>PLEX-BR-AL-X</b>		"X" Aluminum Screen Bracket		9

Note: Top Alignment Brackets maintain alignment and add stability to Clear Plexiglas, Frosted Acrylic, and Polycarbonate screens. Brackets feature 2-way, 3-way, or 4-way connections and are paired based on project requirements.

SAFE-T SCREENS & BARRIERS  
**Polycarbonate Screens**



**Worksurface Screens with Removable C-Clamp**

HARDWARE	MODEL NUMBER		DESCRIPTION	DIMENSIONS H X L X W	LIST PRICE
	SIDE SCREENS	POLY1424-PS-C-BR	Polycarbonate Screen with C-Clamp Attachment	14" x 23.5" x 0.25"	382
		POLY1430-PS-C-BR		14" x 29.5" x 0.25"	406
	FRONT SCREENS	POLY1436-PS-C-BR		14" x 36" x 0.25"	467
		POLY1442-PS-C-BR		14" x 42" x 0.25"	515
		POLY1448-PS-C-BR		14" x 48" x 0.25"	523
		POLY1460-PS-C-BR		14" x 60" x 0.25"	615
		POLY1472-PS-C-BR		14" x 72" x 0.25"	686
	SIDE SCREENS	POLY2424-PS-C-BR		24" x 23.5" x 0.25"	477
		POLY2430-PS-C-BR		24" x 29.5" x 0.25"	533
	FRONT SCREENS	POLY2436-PS-C-BR		24" x 36" x 0.25"	612
		POLY2442-PS-C-BR		24" x 42" x 0.25"	715
		POLY2448-PS-C-BR		24" x 48" x 0.25"	744
		POLY2460-PS-C-BR		24" x 60" x 0.25"	861
		POLY2472-PS-C-BR		24" x 72" x 0.25"	974
	SIDE SCREENS	POLY3024-PS-C-BR		30" x 23.5" x 0.25"	605
		POLY3030-PS-C-BR		30" x 29.5" x 0.25"	696
	FRONT SCREENS	POLY3036-PS-C-BR		30" x 36" x 0.25"	756
		POLY3042-PS-C-BR		30" x 42" x 0.25"	756
		POLY3048-PS-C-BR		30" x 48" x 0.25"	787
		POLY3060-PS-C-BR		30" x 60" x 0.25"	1,466
POLY3072-PS-C-BR		30" x 72" x 0.25"	1,466		
Other Options	<b>TOP ALIGNMENT BRACKETS</b>				
	PLEX-BR-AL-S	180° Aluminum Screen Bracket	4		
	PLEX-BR-AL-L	90° "L" Aluminum Screen Bracket	6		
	PLEX-BR-AL-T	"T" Aluminum Screen Bracket	7		
	PLEX-BR-AL-X	"X" Aluminum Screen Bracket	9		

Note: Top Alignment Brackets maintain alignment and add stability to Clear Plexiglas, Frosted Acrylic, and Polycarbonate screens. Brackets feature 2-way, 3-way, or 4-way connections and are paired based on project requirements.

# Polycarbonate Screens



## Free-Standing Screens for Worksurfaces and Cubicles

HARDWARE	MODEL NUMBER	DESCRIPTION	DIMENSIONS H X L X W	LIST PRICE
	SIDE SCREENS	POLY1424-PS-FOOT	14" x 23.5" x 0.25"	382
		POLY1430-PS-FOOT	14" x 29.5" x 0.25"	406
	FRONT SCREENS	POLY1436-PS-FOOT	14" x 36" x 0.25"	467
		POLY1442-PS-FOOT	14" x 42" x 0.25"	515
		POLY1448-PS-FOOT	14" x 48" x 0.25"	523
		POLY1460-PS-FOOT	14" x 60" x 0.25"	615
		POLY1472-PS-FOOT	14" x 72" x 0.25"	686
		SIDE SCREENS	POLY2424-PS-FOOT	24" x 23.5" x 0.25"
	POLY2430-PS-FOOT		24" x 29.5" x 0.25"	533
	FRONT SCREENS	POLY2436-PS-FOOT	24" x 36" x 0.25"	612
		POLY2442-PS-FOOT	24" x 42" x 0.25"	715
		POLY2448-PS-FOOT	24" x 48" x 0.25"	744
		POLY2460-PS-FOOT	24" x 60" x 0.25"	861
		POLY2472-PS-FOOT	24" x 72" x 0.25"	974
		SIDE SCREENS	POLY3024-PS-FOOT	30" x 23.5" x 0.25"
	POLY3030-PS-FOOT		30" x 29.5" x 0.25"	696
	FRONT SCREENS	POLY3036-PS-FOOT	30" x 36" x 0.25"	756
		POLY3042-PS-FOOT	30" x 42" x 0.25"	756
		POLY3048-PS-FOOT	30" x 48" x 0.25"	787
		POLY3060-PS-FOOT	30" x 60" x 0.25"	1,466
POLY3072-PS-FOOT		30" x 72" x 0.25"	1,466	
Other Options	MAGNETS	Magnets		91
	TAPE	Heavy-Duty Double-Sided Tape		18
	<b>TOP ALIGNMENT BRACKETS</b>			
	PLEX-BR-AL-S	180° Aluminum Screen Bracket		4
	PLEX-BR-AL-L	90° "L" Aluminum Screen Bracket		6
	PLEX-BR-AL-T	"T" Aluminum Screen Bracket		7
	PLEX-BR-AL-X	"X" Aluminum Screen Bracket		9

Note: Top Alignment Brackets maintain alignment and add stability to Clear Plexiglas, Frosted Acrylic, and Polycarbonate screens. Brackets feature 2-way, 3-way, or 4-way connections and are paired based on project requirements.

Worksurface Screens with Permanent Attachment and Free-Standing Screens can be used to extend cubicle panel height. Use strong magnets, or heavy-duty double-sided tape to avoid cubicle cap damage.



SAFE-T SCREENS & BARRIERS  
**Polycarbonate Screens**




**Screens for Cubicle Panels with U-Brackets**

HARDWARE	MODEL NUMBER		DESCRIPTION	DIMENSIONS H X L X W	LIST PRICE
	SIDE SCREENS	POLY1424-PS-U-BR	Polycarbonate Screen with U-Bracket Attachment for 1.875" - 2.75" Wide Panels	14" x 23.5" x 0.25"	473
		POLY1430-PS-U-BR		14" x 29.5" x 0.25"	497
	FRONT SCREENS	POLY1436-PS-U-BR		14" x 36" x 0.25"	558
		POLY1442-PS-U-BR		14" x 42" x 0.25"	606
		POLY1448-PS-U-BR		14" x 48" x 0.25"	614
		POLY1460-PS-U-BR		14" x 60" x 0.25"	706
		POLY1472-PS-U-BR		14" x 72" x 0.25"	777
	SIDE SCREENS	POLY2424-PS-U-BR		24" x 23.5" x 0.25"	568
		POLY2430-PS-U-BR		24" x 29.5" x 0.25"	624
	FRONT SCREENS	POLY2436-PS-U-BR		24" x 36" x 0.25"	703
		POLY2442-PS-U-BR		24" x 42" x 0.25"	806
		POLY2448-PS-U-BR		24" x 48" x 0.25"	835
		POLY2460-PS-U-BR		24" x 60" x 0.25"	952
		POLY2472-PS-U-BR		24" x 72" x 0.25"	1,065
	SIDE SCREENS	POLY3024-PS-U-BR		30" x 23.5" x 0.25"	696
		POLY3030-PS-U-BR		30" x 29.5" x 0.25"	787
	FRONT SCREENS	POLY3036-PS-U-BR		30" x 36" x 0.25"	847
		POLY3042-PS-U-BR		30" x 42" x 0.25"	847
		POLY3048-PS-U-BR		30" x 48" x 0.25"	878
		POLY3060-PS-U-BR		30" x 60" x 0.25"	1,557
POLY3072-PS-U-BR		30" x 72" x 0.25"	1,557		
Other Options	U-BR-XL		Up-charge for Extra Large U-Brackets for 2.75" - 4.75" Wide Panels		242
	<b>TOP ALIGNMENT BRACKETS</b>				
	PLEX-BR-AL-S		180° Aluminum Screen Bracket		4
	PLEX-BR-AL-L		90° "L" Aluminum Screen Bracket		6
	PLEX-BR-AL-T		"T" Aluminum Screen Bracket		7
	PLEX-BR-AL-X		"X" Aluminum Screen Bracket		9

Note: Top Alignment Brackets maintain alignment and add stability to Clear Plexiglas, Frosted Acrylic, and Polycarbonate screens. Brackets feature 2-way, 3-way, or 4-way connections and are paired based on project requirements.

## PET Screens




### Worksurface and Cubicle Screens - Permanent Attachment

HARDWARE	MODEL NUMBER		DESCRIPTION	DIMENSIONS H x L x W	LIST PRICE
	SIDE SCREENS	PET1424-PS-BR	PET Screen with Permanent Attachment Brackets	13.75" x 22" x 0.5"	251
		PET1430-PS-BR		13.75" x 28" x 0.5"	337
	FRONT SCREENS	PET1448-PS-BR		13.75" x 48" x 0.5"	391
		PET1460-PS-BR		13.75" x 60" x 0.5"	533
		PET1472-PS-BR		13.75" x 72" x 0.5"	590
	SIDE SCREENS	PET2424-PS-BR		23.75" x 22" x 0.5"	388
		PET2430-PS-BR		23.75" x 28" x 0.5"	478
	FRONT SCREENS	PET2448-PS-BR		23.75" x 48" x 0.5"	537
		PET2460-PS-BR		23.75" x 60" x 0.5"	740
		PET2472-PS-BR		23.75" x 72" x 0.5"	790

### Free-Standing or Permanent Attachment Screens

HARDWARE	MODEL NUMBER		DESCRIPTION	DIMENSIONS H x L x W	LIST PRICE	
	SIDE SCREENS	PET1424-PS-TMB	PET Screen with Permanent Attachment or Optional Double-Sided Tape	13.75" x 22" x 0.5"	277	
		PET1430-PS-TMB		13.75" x 28" x 0.5"	363	
	FRONT SCREENS	PET1448-PS-TMB		13.75" x 48" x 0.5"	417	
		PET1460-PS-TMB		13.75" x 60" x 0.5"	572	
		PET1472-PS-TMB		13.75" x 72" x 0.5"	629	
	SIDE SCREENS	PET2424-PS-TMB		23.75" x 22" x 0.5"	414	
		PET2430-PS-TMB		23.75" x 28" x 0.5"	504	
	FRONT SCREENS	PET2448-PS-TMB		23.75" x 48" x 0.5"	576	
		PET2460-PS-TMB		23.75" x 60" x 0.5"	779	
		PET2472-PS-TMB		23.75" x 72" x 0.5"	829	
	Other Options	TAPE		Heavy-Duty Double-Sided Tape		18

## PET Screens




### Worksurface Screens with Removable C-Clamp

HARDWARE	MODEL NUMBER		DESCRIPTION	DIMENSIONS H x L x W	LIST PRICE
	SIDE SCREENS	PET1424-PS-C-BR	PET Screen with C-Clamp Attachment	13.75" x 22" x 0.5"	372
		PET1430-PS-C-BR		13.75" x 28" x 0.5"	458
	FRONT SCREENS	PET1448-PS-C-BR		13.75" x 48" x 0.5"	512
		PET1460-PS-C-BR		13.75" x 60" x 0.5"	654
		PET1472-PS-C-BR		13.75" x 72" x 0.5"	711
	SIDE SCREENS	PET2424-PS-C-BR		23.75" x 22" x 0.5"	509
		PET2430-PS-C-BR		23.75" x 28" x 0.5"	599
	FRONT SCREENS	PET2448-PS-C-BR		23.75" x 48" x 0.5"	658
		PET2460-PS-C-BR		23.75" x 60" x 0.5"	861
		PET2472-PS-C-BR		23.75" x 72" x 0.5"	911

### Free-Standing Screens for Worksurfaces and Cubicles

HARDWARE	MODEL NUMBER		DESCRIPTION	DIMENSIONS H x L x W	LIST PRICE
	SIDE SCREENS	PET1424-PS-FOOT	PET Screen with Free-Standing Foot	13.75" x 22" x 0.5"	372
		PET1430-PS-FOOT		13.75" x 28" x 0.5"	458
	FRONT SCREENS	PET1448-PS-FOOT		13.75" x 48" x 0.5"	512
		PET1460-PS-FOOT		13.75" x 60" x 0.5"	654
		PET1472-PS-FOOT		13.75" x 72" x 0.5"	711
	SIDE SCREENS	PET2424-PS-FOOT		23.75" x 22" x 0.5"	509
		PET2430-PS-FOOT		23.75" x 28" x 0.5"	599
	FRONT SCREENS	PET2448-PS-FOOT		23.75" x 48" x 0.5"	658
		PET2460-PS-FOOT		23.75" x 60" x 0.5"	861
		PET2472-PS-FOOT		23.75" x 72" x 0.5"	911
Other Options	MAGNETS		Magnets		91
	TAPE		Heavy-Duty Double-Sided Tape		18


Worksurface Screens with Permanent Attachment and Free-Standing Screens can be used to extend cubicle panel height. Use strong magnets, or heavy-duty double-sided tape to avoid cubicle cap damage.

**PET Screens****Screens for Cubicle Panels with U-Brackets**

HARDWARE	MODEL NUMBER		DESCRIPTION	DIMENSIONS H x L x W	LIST PRICE
	SIDE SCREENS	PET1424-PS-U-BR	PET Screen with U-Bracket for 1.875" - 2.75" Wide Panels	13.75" x 22" x 0.5"	463
		PET1430-PS-U-BR		13.75" x 28" x 0.5"	549
	FRONT SCREENS	PET1448-PS-U-BR		13.75" x 48" x 0.5"	603
		PET1460-PS-U-BR		13.75" x 60" x 0.5"	745
		PET1472-PS-U-BR		13.75" x 72" x 0.5"	802
	SIDE SCREENS	PET2424-PS-U-BR		23.75" x 22" x 0.5"	600
		PET2430-PS-U-BR		23.75" x 28" x 0.5"	690
	FRONT SCREENS	PET2448-PS-U-BR		23.75" x 48" x 0.5"	749
		PET2460-PS-U-BR		23.75" x 60" x 0.5"	952
		PET2472-PS-U-BR		23.75" x 72" x 0.5"	1,002
Other Options	U-BR-XL	Up-charge for Extra Large U-Brackets for 2.75" - 4.75" Wide Panels		242	

SAFE-T SCREENS & BARRIERS

**PET Screens**



HARDWARE	MODEL NUMBER	DESCRIPTION	DIMENSIONS H x L x W	LIST PRICE
----------	--------------	-------------	-------------------------	------------

**Privacy/Modesty Screens**

	PET2448-PS/MP	PET Privacy/Modesty Screen with Permanent Attachment	23.75" x 48" x 0.5"	491
	PET2460-PS/MP		23.75" x 60" x 0.5"	715
	PET2472-PS/MP		23.75" x 72" x 0.5"	766

**Modesty Panels**

	PET-1048-MP	PET Modesty Panel	10" x 48" x 0.5"	297
	PET-1060-MP		10" x 60" x 0.5"	465
	PET-1072-MP		10" x 72" x 0.5"	517

**Sliding Desk Divider**

	PET2424-EXT	PET Sliding Desk Divider Screen for 24"D Worksurface, 24" above surface	30" x 42" x 1"	1,021
	PET2430-EXT	PET Sliding Desk Divider Screen for 30"D Worksurface, 24" above surface	30" x 48" x 1"	1,041



## STANDARD TABLE FEATURES

## STANDARD TABLE FEATURES

Special-T tables are manufactured from the highest quality products possible, meeting or exceeding ANSI/BIFMA standards.

HPL tabletops feature 1-1/8" thick 45 lb. density particle board core, high-pressure laminate, durable vinyl, wood or urethane edges, and .038 balanced backer sheet on less than 48" tables (.038 phenolic backer equal or greater than 48"). The finished top thickness is 1-1/4".

High-quality high-pressure Standard WilsonArt laminates are available for tops. Premium laminates are available for an additional charge.

TFL tabletops feature 1" low pressure, 45 lb density core, low-pressure laminate on both sides, and matching color vinyl edge.

A wide selection of table edges and edge colors are available. Edge options include durable vinyl, wood, and urethane edges.

Most tops are pre-drilled for easy installation. In addition, all 60" or longer tables sold without a continuous beam base include a steel table support to prevent tops from sagging.

Table legs feature high-quality tubular steel, stainless steel, cast aluminum, or cast iron. All tubular steel bases are available in 20 powder coat finishes at the standard price. Color matching is available; an upcharge may apply. Some bases are also available in polished chrome and stainless steel finishes. Leveling glides are standard for most tables. Tables legs ship knocked down and are easy to assemble.

The standard table height is 29".

Special-T demonstrates its dedication to the future of our environment in its products. Special-T products have passed stringent MAS Certificated Green™ Indoor Air Quality testing and comply with BIFMA X7.1, LEED, CDPH, and SHPS standards\*.

\*Wood edges are not MAS Certificated Green™



## WARRANTY & RETURN POLICY





# WARRANTY & RETURN

## WARRANTY

May 15, 2020

To expedite your warranty claims quickly and accurately, go to [specialt.net/claims](http://specialt.net/claims) and fill out the Warranty/Freight claim form. All claims must reference the original Purchase Order number and Special-T Sales Order or Invoice number.

**Options+, 5-Day Quick Ship, and 1-Day Quick Ship Tables.** Complete tables and all components included therein are warranted for 10 years from the date of the original invoice against poor workmanship and manufacturing defects. We retain the right to replace or repair at our discretion any products or parts thereof which are found defective in materials or workmanship. This warranty becomes invalid for products engineered by the client, whereas the construction method, material specifications of final product assembly adversely affect materials and or workmanship. In no event shall liability under this warranty exceed the original purchase price. This warranty becomes invalid if the product or part exhibits abuse, improper or unusual use, including striking tops against other objects. This warranty is invalid if the product is subject to caustic or abrasive cleaning agents or any alterations from its original condition. This warranty does not cover self-edge tops and/or tables where table legs/bases are more than 60" apart and do not include steel top support. Our tables and tabletops are not for outdoor use. Any damage related to outdoor use is not covered under this warranty. This warranty does not apply to normal wear and tear or damage caused by accident, neglect, misuse, or improper installation or operation. This warranty is expressly made in lieu of any, and all other warranties expressed or implied.

**Patriot Electric and Liberty Electric Height Adjustable Tables and Bases** are warranted to the original purchaser for 10 years from the date of delivery, under normal use for one, 8-hour shift per day against manufacturing defects. We will repair or replace, at our discretion, any products that we determine to be defective as a result of faulty workmanship. In no event shall our liability under this warranty exceed the original purchase price of the product determined to be defective. This warranty does not apply where the product has been abused, mishandled, or subjected to use other than that for which it was designed. For purposes of this warranty, normal wear to the product finish shall not be considered a defect.

**Hike Electric Bases** Hike Height Adjustable table bases are warranted to the original purchaser for five years from the delivery date, under normal use for one 8-hour shift per day against manufacturing defects. At our discretion, we will repair or replace any products that we determine to be defective because of faulty workmanship. In no event shall our liability under this warranty exceed the original purchase price of the product determined to be defective. This warranty does not apply where the product has been abused, mishandled, or subjected to use other than that for which it was designed. For the purposes of this warranty, normal wear to the product finish shall not be considered a defect.

**Table Bases Only.** Bases are warranted to the original purchaser for 10 years from the date of delivery, under normal use, against manufacturing defects. We will repair or replace, at our discretion, any products that we determine to be defective as a result of faulty workmanship. In no event shall liability under this warranty exceed the original purchase price of the product determined to be defective. This warranty does not apply where the product has been abused, mishandled, or subjected to use other than that for which it was designed, including excessive weight and top size limitations. This warranty does not apply to normal wear and tear or damage caused by accident, neglect, misuse, or improper installation or operation. There are no other warranties expressed or implied.

**Tabletops Only.** Tabletops purchased separately are warranted for one (1) year from the original invoice date against poor workmanship and manufacturing defects. We retain the right to replace or repair at our discretion any products or parts thereof which are found defective in materials or workmanship. This warranty becomes invalid for products engineered by the client, whereas the construction method and material specifications of final product assembly adversely affect materials and workmanship. In no event shall liability under this warranty exceed the original purchase price. This warranty becomes invalid if the product or parts exhibits abuse, improper or unusual use. This warranty is invalid if the product is subject to caustic or abrasive cleaning agents or sharp objects that cause damage. This warranty is invalid if the product is altered from its original condition or the client performs additional processing on the product that results in any alteration from its original condition. This warranty does not cover self edge tops and/or tops where table legs/bases are more than 60" apart and do not include steel top support. Our tables and tabletops are not for outdoor use. Any damage related to outdoor use is not covered under this warranty.

### Customer Service:



888.705.0777



[customerservice@specialt.net](mailto:customerservice@specialt.net)

### CONTACT INFORMATION

#### Warranty:



888.705.0777



[warranty@specialt.net](mailto:warranty@specialt.net)

## WARRANTY & RETURN

### WARRANTY

May 15, 2020

**Wood Veneer.** Special-T warrants that wood veneer tops shall be free of defects in workmanship or materials. All wood veneer tops will be built to the customer's specifications. All defective product claims must be submitted in writing to Special-T within 30 days of the shipping date from Special-T. Special-T may request samples, photos, or videos demonstrating the defect for all defective product claims before further action. No merchandise shall be returned or scrapped without prior approval from Special-T. Special-T reserves the right to refuse and return all unauthorized returns to the customer. Special-T Quality Inspection Department must confirm tops to be defective before the replacement process can begin. This warranty excludes any misuse, abuse, as well as ordinary wear and tear. The foregoing warranty shall not apply to damage caused under the following circumstances: a) modifications or attachments to Special-T products, b) damage caused by misapplication of cleaning products, c) natural variations in wood grain, figure, color or the presence of character marks, d) any handling or transportation damage to the products, e) changes in the surface finishes due to aging or exposure to light. This warranty does not apply to normal wear and tear or damage caused by accident, neglect, misuse, or improper installation or operation. This warranty is expressly made in lieu of any, and all other warranties expressed or implied.

**Power & Data:** All Power and Data components are warranted for 1 year from the date of the original invoice against poor workmanship and manufacturing defects. This warranty becomes invalid for products engineered by the client, whereas the construction method, material specifications of final product assembly adversely affect materials and or workmanship. In no event shall liability under this warranty exceed the original purchase price. This warranty does not apply to normal wear and tear or damage caused by accident, neglect, misuse, or improper installation or operation.

**Monitor Arms** are warranted to the original purchaser for 10 years from the delivery date, under normal use for one, 8-hour shift per day, against manufacturing defects. We will repair or replace, at our discretion, any products that we determine to be defective as a result of faulty workmanship. In no event shall our liability under this warranty exceed the original purchase price of the product determined to be defective. This warranty does not apply where the product has been abused, mishandled, or subjected to use other than that for which it was designed. This warranty does not apply to normal wear and tear or damage caused by accident, neglect, misuse, or improper installation or operation.

**Chairs:** Special-T warrants to the original purchaser of the product and from the original date of sale the following: Lifetime Warranty to the original end-user; the company will repair or replace, at its option, factory defective structural and mechanical parts with a comparable product without charge. This warranty is for a single shift, standard commercial usage, defined as a standard 8-hour workday, five days a week. Weight limitation varies by product. Upholstery fabric and foam are warranted against wear through and deterioration during normal usage for five (5) years. COM and COL are not warranted.

**Wellness and Privacy Screens:** Clear Plexiglas, Frosted Acrylic, and PET Wellness and Privacy Screens are warranted for 10 years from the date of delivery against defects in materials or workmanship, subject to the limitations exclusions, and other provisions detailed below. This limited warranty only applies to the original purchaser. The limited warranty is terminated upon transfer, sale, or modification of the product. In no event shall liability under this warranty exceed the original purchase price. This warranty does not apply to normal wear and tear or damage caused by accident, neglect, abuse, misuse, vandalism, disaster, improper storage, improper cleaning, chemical damage, improper installation, operation, environmental factors, or discoloration due to sunlight or indoor lighting. This warranty does not apply to changes in surface finish due to aging or prolonged exposure to fluids or sun. In the event of repair and/or replacement of any defective product, Special-T does not warrant matching color, texture, or dye lots except within commercially reasonable standards. This warranty is expressly made in lieu of any and all other warranties expressed or implied.

**ZIA Accessories.** Coat Racks, Lecterns, and Whiteboards are warranted to the original purchaser for 10 years from the date of delivery, under normal use, against manufacturing defects. We will repair or replace, at our discretion, any products that we determine to be defective as a result of faulty workmanship. In no event shall liability under this warranty exceed the original purchase price of the product determined to be defective. This warranty does not apply where the product has been abused, mishandled, or subjected to use other than that for which it was designed, including excessive weight and top size limitations. This warranty does not apply to normal wear and tear or damage caused by accident, neglect, misuse, or improper installation or operation. There are no other warranties expressed or implied.

**Labor** Warranty is subject to written approval. It does not cover labor costs associated with concealed freight damage.



## WARRANTY & RETURN

### Customer Service:



888.705.0777



customerservice@specialt.net

### CONTACT INFORMATION

### Warranty:



888.705.0777



warranty@specialt.net

## RETURN POLICY

The Return of any merchandise to the Special-T, LLC, warehouse must be authorized prior to shipment. Product returns are subject to the following conditions:

- All returns must be accompanied by a Return Merchandise Authorization Form (RMA). The RMA must be requested within thirty (30) days of the original invoice date. Please contact Customer Service at 888.705.0777, Monday to Friday, 8:00 am to 5:00 PM EST. Upon approval of the return, send the prepaid shipment to 11820 Wills Road, Suite 140, Alpharetta, GA 30009-0256.
- Tops - 30% restocking fee will apply if received in new condition
- Bases - 25% restocking fee will apply if received in new condition
- Products must be in new condition and in original carton
- The following items are non-returnable and non-refundable:
  - Custom table tops
  - Power and data units
  - Closeout tables and bases
  - Custom metal paint and Black Wrinkle finish
  - Metal bases with irreversible alterations

Cancellation Charges. There will be no cancellation charges prior to production. After production, the actual cost incurred will be assessed if the product cannot be sold after a six (6) month period.



## COLOR OPTIONS


# Top & Edge

## Matching Color Options

---

### BEST VALUE


LIMITED COLORS, SHAPES,  
AND SIZES



T-WHITE



T-GRAY



WALNUT




GRAY  
DRIFTWOOD

### 5-DAY QUICK SHIP

MATCHING OR CONTRASTING  
COLOR VINYL EDGE



KENSINGTON  
MAPLE




WILD  
CHERRY



JUDICIAL  
WALNUT\*



MOCHA\*



DESIGNER  
WHITE




ANTIQUE  
WHITE



FASHION  
GREY




SHADOW




BLACK



TUNGSTEN  
EV



WHITE  
NEBULA



TITANIUM  
EV



GRAPHITE  
NEBULA

Standard laminate - no upcharge | Edges match the laminate color and pattern  
Images are representative of the material and may not be an exact match.

\*Premium laminates and colors - 10% upcharge | \*While supplies last

# Top & Edge

## Matching Color Options

### OPTIONS+ STANDARD & PREMIUM TOP SELECTION

#### WOODGRAIN



#### SOLID COLORS



#### PATTERN DESIGN



Select Standard and Premium Tops | Standard laminate - no upcharge | \*Premium laminates and colors - 10% upcharge  
 \*\*Recommended edge color, not an exact laminate match | Images are representative of the material and may not be an exact match.

# Edges & Top Options

## STANDARD VINYL EDGES



**P3**  
3MM VINYL



**P3R**  
ROUNDED  
CORNERS 3MM  
VINYL



**PK**  
KNIFE EDGE


## OPTIONS+ WOODGRAIN




**WHITE  
DRIFTWOOD\***



**GREY ELM\***




**KENSINGTON  
MAPLE**




**BRAZILWOOD**




**FAWN  
CYPRESS\***




**RIVER  
CHERRY**




**WILD  
CHERRY**



**WILLIAMS-  
BURG  
CHERRY\***




**JUDICIAL  
WALNUT\***




**EMPIRE  
MAHOGANY\***



**COCOBALA\***



**MOCHA\***



**COLOMBIAN  
WALNUT\***




**PORTICO  
TEAK\***




**STUDIO  
TEAK\***




**SKYLINE  
WALNUT\***



**ASIAN  
NIGHT\***




**XANADU\***




**EBONY  
RECON**

## OPTIONS+ SOLID COLORS



**DESIGNER  
WHITE**



**ANTIQUE  
WHITE**



**KHAKI  
BROWN**



**PEPPERDUST**



**SHADOW**



**FASHION  
GREY**




**DOVE  
GREY**



**NORTH SEA**



**SLATE GREY**



**BLACK**

Select any WilsonArt or Formica laminates | Standard laminate - no upcharge | \*Premium laminates and colors - 10% upcharge  
All edges match the laminate color and pattern  
Images are representative of the material and may not be an exact match.

# Edges & Top Options

## STANDARD VINYL EDGES



**P3**  
3MM VINYL



**P3R ROUNDED CORNERS 3MM VINYL**



**PK**  
KNIFE EDGE

## OPTIONS+ PATTERN DESIGN



**WHITE TIGRIS**



**CRISP LINEN**




**WHITE NEBULA**



**TITANIUM EV**




**DESERT ZEPHYR**




**TUNGSTEN EV**



**CANYON ZEPHYR**



**EVENING TIGRIS**



**CARBON EV**




**TWILIGHT ZEPHYR**




**STEEL MESH**



**GRAPHITE NEBULA**




**GREY PAMPAS / FASHION GREY\*\***




**LODEN ZEPHYR / AMAZON\*\***



**MISTED ZEPHYR / DOVE GREY\*\***



**NATURAL TIGRIS / SAND\*\***




**PEWTER BRUSH / GRAPHITE\*\***

## PK UNDER EDGE COLORS



**PK**



**WHITE**



**BROWN**



**GREY**



**BLACK**

Select any WilsonArt or Formica laminates | Standard laminate - no upcharge | \*Premium laminates and colors - 10% upcharge

\*\*Recommended edge color, not an exact laminate match

Images are representative of the material and may not be an exact match



# Metal Finish

## Color Options

---

### STOCK COLORS




METALLIC  
SILVER



BLACK

### POWDER COAT COLORS



GLOSSY  
WHITE



IVORY



NATURAL



METALLIC  
GOLD



AUBURN



RUBY



PISTACHIO



EVER-  
GREEN



POWDER  
BLUE



COOL GRAY



MEDIUM  
TONE




HW  
PLATINUM



SMOKE



GRAPHITE




BLACK  
WRINKLE


### METALLIC POWDER COAT COLORS



GUN METAL



METALLIC  
PLATINUM




STEEL  
SILVER

### NON-POWDER COAT COLORS



STAINLESS  
STEEL\*




BLACK  
WRINKLE

Metal finishes vary by base style | Additional charges may apply | \*Not available in powder coat finishes  
Images are representative of the material and may not be an exact match

# Patriot


## Metal Finish Color Options

### PATRIOT STOCK COLOR




**METALLIC SILVER**  
[MS]  
METALLIC SEMI-GLOSS

### PATRIOT METAL COLORS




**BLACK**  
[B07]  
MATTE



**DESIGNER WHITE**  
[405]  
MATTE



**SOFT WHITE**  
[LU]  
MATTE



**WHITE**  
[91]  
MATTE



**ANODIZED SILVER**  
[S09]




**STARLIGHT SILVER**  
[S15]  
METALLIC SEMI-GLOSS



**WARM NEUTRAL GRAY**  
[WN]  
MATTE




**TAUPE METALLIC**  
[504]  
METALLIC SEMI-GLOSS




**MEDIUM TONE**  
[MT]  
MATTE



**METALLIC BRONZE**  
[EH]  
METALLIC SEMI-GLOSS



**CLEAR**  
[CC05]  
MATTE



**SATIN BRONZE**  
[SB]  
MATTE



**ANTHRACITE GRAY**  
[7016]  
GLOSS



**GRAPHITE**  
[G2]  
MATTE



**CARBON METALLIC**  
[514]  
METALLIC SEMI-GLOSS



**BUMPER BLACK**  
[B05]  
GLOSS



**COPPER TOP**  
[1023]  
SEMI-GLOSS



**ORANGE**  
[OR01]  
GLOSS



**RED**  
[R02]  
GLOSS



**SMOOTH RED**  
[R04]  
GLOSS



**MOSS GREEN**  
[G01]  
GLOSS



**SIGNAL GREEN**  
[6032]  
GLOSS



**SERPO GREEN**  
[G03]  
GLOSS



**LIGHT GREEN**  
[6027]  
GLOSS



**SKY BLUE**  
[TR1J]  
MATTE



**ROYAL BLUE**  
[5015]  
GLOSS

Images are representative of the material and may not be an exact match.





TABLES, BASES & ACCESSORIES



11820 Wills Rd, Suite 140,  
Alpharetta, GA 30009  
888.705.0777

[www.specialt.net](http://www.specialt.net)